

Review Article

The Future of Protection: Unleashing the Power of Nanotech Against Corrosion

Abstract

Corrosion and Nanomaterial application provides a thorough analysis of corrosion, a widespread and expensive problem that impacts several sectors globally. This study explores the detrimental effects of corrosion on infrastructure, safety, and product durability by analysing its natural processes and many manifestations. Intrinsic limits frequently restrict conventional approaches for corrosion control, despite their relative effectiveness. Explore the field of nanomaterials, which is rapidly developing and has the ability to significantly reduce corrosion. This abstract reveals the fascinating realm of nanomaterials, which are defined by their size ranging from 1 to 100 nanometers, and investigates their extraordinary capabilities. Nanomaterials provide a significant change in corrosion control, including improved coatings, self-healing mechanisms, and even "smart" coatings with sensing capabilities. This presentation emphasises the potential benefits of using nanoparticles for corrosion management, based on recent research and creative applications. Nanotechnology enables the development of innovative solutions such as exceptional barriers, improved durability, self-repair capabilities, and targeted corrosion avoidance. However, obstacles continue to exist. The abstract explores the intricacies of manufacturing expenses, uncertainty around long-term efficiency, potential environmental consequences, and challenges in scalability that come with incorporating nanomaterials into corrosion control systems. Understanding corrosion and nanomaterial applications is a valuable source of information that sheds light on the underlying mechanics of corrosion and the significant impact of nanotechnology. This abstract seeks to motivate researchers, engineers, and policymakers to utilise nanomaterials in addressing the ongoing problem of corrosion. By providing interdisciplinary insights and forward-thinking perspectives, it aims to encourage the adoption of nanomaterials to enhance durability, safety, and sustainability in various industries.

Keywords: Corrosion, Limitations, control, coating, potential, nanomaterials

1.Introduction

Daily encounters with various materials are unavoidable. Steel bridges span landscapes, adorned chrome gleams on automobiles, and sophisticated copper wire energizes electronic equipment—all seemingly robust and enduring. However, these materials face a persistent adversary that is corrosion, which poses a continuing threat. Corrosion is the process by which a material, typically a metal, deteriorates due to chemical reactions with its environment. This seemingly innocuous process disrupts various industries and societies, leading to significant financial damages and considerable safety hazards. Corrosion's financial impact is enormous. According to estimates, affluent countries lose 3–5% of their GDP annually due to corrosion [1]. This translates to billions of dollars lost in repairs, replacements, and productivity. Infrastructure, the heart of modern society, is especially vulnerable. Corroding bridges, pipelines, and buildings endanger public safety and necessitate ongoing maintenance and restoration, diverting valuable resources away from other development projects. The transportation industry is also a major victim of corrosion. Rusting automobile bodywork, rusted aircraft parts, and failing ship hulls all contribute to early equipment failure, higher maintenance costs, and potential accidents. Consider a huge bridge falling due to undiscovered corrosion or an airplane's engine failing in mid-air due to corroded components. These instances show the importance of corrosion prevention for public safety. Corrosion affects practically every business, not just infrastructure and transportation. Manufacturing facilities deal with rusted equipment, which causes production delays and product failures. Corrosion-related pipeline leaks and equipment failures plague the oil and gas industry, causing environmental harm and economic losses. Even seemingly innocuous goods such as home appliances and electronics are not immune; rusting refrigerators and corroded circuit boards demonstrate the pervasiveness of this problem. Corrosion has a far-reaching social impact in addition to economic losses. Corroding bridges represent a risk of collapse, which could result in injuries and fatalities. Leaking pipes contaminate soil and water, putting public health and the environment at risk. Furthermore, corrosion reduces the aesthetic value of structures, creating a sense of neglect and degradation in metropolitan areas. Given the widespread and damaging impacts of corrosion, understanding the phenomenon is critical for material selection and design [2]. Engineers and designers must select materials that are naturally resistant to corrosion in the intended environment for a product or building to perform safely and reliably during its planned lifetime. This selection procedure necessitates a detailed grasp of the many types of corrosion, the factors that influence corrosion rates, and the qualities of various materials. For example, an engineer designing a bridge in a coastal region with high humidity and salt spray will most likely choose stainless steel over normal steel because of its higher corrosion resistance. Similarly, a manufacturer constructing a circuit board for a high-temperature application may select a corrosion-resistant alloy to avoid component failures. Understanding the relationship between material qualities, the environment, and corrosion rates enables engineers to make informed decisions that assure the product's durability, safety, and functionality [3].

Table – 1 The growing role of nanomaterials in corrosion control

Feature	Corrosion	Nanomaterials
Definition	Deterioration of metals and alloys by chemical or electrochemical reaction with the environment.	Materials with at least one dimension sized between 1 and 100 nanometers (nm). (A human hair is roughly 100,000 nm wide!)
Process	Metals tend to return to a more stable state, often oxides. This can involve the loss of electrons (oxidation) and the movement of ions in solution.	Properties of materials can change dramatically at the nanoscale. Nanoparticles can have high surface area and reactivity.
Effects	* Reduced strength and performance of structures * Leaks and failures * Safety hazards * Economic losses	* Potential environmental and health concerns are being studied * Can be used to create new materials with improved properties
Examples	Rusting of iron, tarnishing of silver	Sunscreen, stain-resistant clothing, drug delivery systems
Relationship	Nanomaterials can be used to develop new corrosion resistant coatings or improve existing ones.	Understanding corrosion processes is important for designing safe and effective nanomaterials.

The growing role of nanomaterials in corrosion control

In the realm of material science, a new frontier is emerging: the world of nanomaterials. Materials engineered at the nanoscale (1–100 nanometres) exhibit unique properties that hold immense potential for mitigating corrosion. These materials possess a high surface area-to-volume ratio, making them more reactive, which can be both a challenge and an opportunity. On the one hand, increased reactivity can make them susceptible to their own corrosion. Conversely, we can utilize this property to create innovative corrosion inhibitors or coatings. Paints or coatings can strategically incorporate nanoparticles to act as barriers against corrosive agents. Their high surface area allows them to effectively create a physical barrier between the

material and its environment [4]. Additionally, some nanoparticles can act as "sacrificial agents," preferentially corroding themselves to protect the underlying material. Another promising avenue for nanotechnology is the development of self-healing materials. Imagine a bridge or pipeline that can automatically repair itself when it detects the onset of corrosion. Nanomaterials are helping to make this futuristic concept a reality. By embedding microscopic capsules filled with healing agents into the material, scientists are creating materials that can actively address corrosion damage, extending their lifespan and reducing maintenance costs. While nanotechnology offers exciting possibilities for tackling corrosion, it is still a nascent field. We need to conduct further research to enhance the performance, durability, and cost-effectiveness of these solutions. We must also factor in environmental considerations to ensure that nanomaterials used for corrosion control do not pose any unintended environmental or health risks. Corrosion, the silent destroyer, continues to pose a significant challenge across industries and societies. Its economic impact is immense, while its societal impact threatens public safety and environmental well-being. Understanding corrosion and its mechanisms is critical when selecting and designing materials that offer optimal performance and longevity. The emergence of nanotechnology offers a glimmer of hope [5].

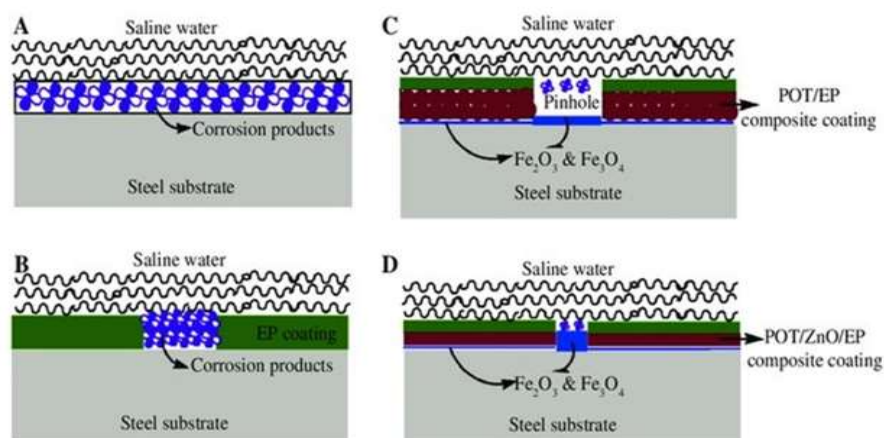


Fig-1

Figure 1 displays a schematic illustration of the corrosion process for different types of coatings immersed in a 3.5% NaCl solution. The diagram shows the corrosion of uncoated steel (A), pure EP coating (B), POT/EP composite coating (C), and POT/ZnO/EP composite coating (D). The POT/ZnO/EP composite coating functions as a barrier, preventing the diffusion of corrosion ions.

Fundamentals of Corrosion

The deterioration of a material, most commonly a metal, in reaction to its environment, known as corrosion, is a pervasive phenomenon with significant economic and societal consequences. This in-depth exploration delves into the fundamentals of corrosion, examining the various types, the underlying electrochemical processes, and factors influencing its rate [6].

Types of Corrosion

Corrosion manifests in a variety of forms, each with its own characteristics and contributing factors. Understanding these different types is crucial for targeted mitigation strategies.

1. **Uniform Attack:** This is the most widespread form of corrosion, where the entire exposed surface of the metal degrades at a relatively uniform rate. It typically occurs in environments with a consistent distribution of corrosive elements like oxygen and moisture. Examples include steel rusting or silver tarnishing [7].
2. **Galvanic corrosion:** This arises when two dissimilar metals are in electrical contact in the presence of an electrolyte (a conductive solution). A less noble metal (more susceptible to corrosion) acts as the anode and experiences accelerated corrosion, while the more noble metal (cathode) corrodes at a slower rate. Dissimilar metal piping systems connected with conductive materials or the use of steel screws in aluminium frames exemplify galvanic corrosion [7].
3. **Pitting corrosion:** This highly localized form of attack results in deep, narrow pits on the metal surface. It often occurs in environments containing chloride ions, which can disrupt passive oxide films on metals. These pits can be particularly dangerous because they can significantly reduce the material's structural integrity despite affecting a small total area. Stainless steel exposed to seawater is prone to pitting corrosion [8].
4. **Crevice corrosion:** This localized attack occurs in confined spaces between a metal and a contacting material (e.g., gaskets, deposits). Stagnant electrolyte conditions within the crevice allow for the concentration of corrosive species and oxygen depletion, leading to accelerated corrosion. This type of corrosion is a concern in areas where tight connections are present, such as under bolted flange connections or beneath accumulated dirt on metal surfaces [9].
5. **Intergranular Corrosion:** This selective attack occurs at a metal microstructure's grain boundaries. Certain alloys are susceptible to sensitization, in which grain boundaries become depleted of certain elements during heat treatment, making them more prone to corrosion. Austenitic stainless steels subjected to improper welding temperatures are susceptible to intergranular corrosion [10].

When a metal experiences tensile stress in a corrosive environment, it undergoes stress corrosion cracking (SCC). The combined effects of stress and the environment can lead to rapid crack propagation, potentially causing sudden and catastrophic failure. Pipelines exposed to corrosive fluids under pressure are a prime example of where SCC can occur.

The Corrosion Process (Electrochemical Model)

The electrochemical model of corrosion describes the process of metal deterioration as a result of an electrochemical reaction. This reaction requires the presence of three elements:

1. An anode is the site where the metal undergoes oxidation and releases electrons.
2. A cathode is the site where an electron acceptor undergoes reduction and consumes electrons.
3. An electrolyte is an electrically conductive solution that allows the flow of ions between the anode and cathode.

Anodic Reaction

The metal atoms lose electrons at the anode and transform into metal ions, which dissolve in the electrolyte. The following general equation represents the oxidation process:



where:

1. M is the metal atom.
2. M^{+n} is the metal ion.
3. Are the electrons released?

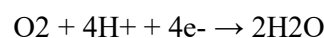
For instance, the following equation represents the anodic oxidation of iron (Fe):



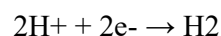
Cathodic Reaction

At the cathode, an electron acceptor gains electrons and undergoes reduction. In corrosion, the most common cathodic reactions involve the reduction of oxygen or hydrogen ions.

1. The following equation represents the reduction of oxygen in a neutral or alkaline electrolyte:



2. The following equation represents the reduction of hydrogen ions in an acidic electrolyte:



The Importance of the Combined Reactions

The anodic and cathodic reactions occur simultaneously and at a rate that allows for electron transfer between them. We can summarize the overall corrosion process using the following steps:

1. The anode oxidizes the metal atoms, releasing electrons into the metal.
2. The electrons travel through the metal to reach the cathode.
3. An electron acceptor undergoing reduction consumes the electrons at the cathode.
4. The anode releases metal ions into the electrolyte.

The flow of electrons between the anode and cathode constitutes the corrosion current. The rate at which corrosion occurs is directly proportional to the magnitude of the corrosion current.

Factors Affecting Corrosion Rates

Several factors can influence the rate of corrosion, including:

1. The nature of the metal: Metals with lower electrode potentials are generally more susceptible to corrosion.
2. The electrolyte's composition: The presence of aggressive ions (such as chloride ions) can accelerate corrosion.
3. The presence of oxygen: Oxygen is a common cathodic reactant, and its availability can significantly affect the corrosion rate.
4. The presence of protective films: Some metals can form passive oxide films that hinder the corrosion process.
5. Temperature: Increased temperatures generally accelerate corrosion reactions.

Understanding the electrochemical model of corrosion is crucial for developing strategies to prevent or mitigate corrosion. By controlling the factors that influence corrosion rates, engineers can select appropriate materials and design corrosion-resistant structures [11].

Role of Electrolyte: An electrolyte, a conductive solution containing dissolved ions, plays a critical role in the corrosion process. It provides a pathway for the flow of electrons between the anode and cathode, completing the electrical circuit. The specific ions present in the electrolyte can influence the nature and rate of the cathodic reactions and, hence, the overall corrosion rate [12].

Pourbaix Diagrams (Brief Introduction): Pourbaix diagrams, also known as Eh-pH diagrams, are graphical representations that depict the thermodynamic stability of different metal corrosion products (oxides and hydroxides) as a function of electrode potential (Eh) and solution pH. These diagrams offer significant insights into the stable environments of various corrosion products, enabling the prediction of the type of corrosion a metal may encounter under different conditions [13].

Environment-induced corrosion, which relentlessly deteriorates metals, is a multifaceted battle. The rate at which this destructive process unfolds depends on a complex interplay between the metal's properties and the forces it encounters in its surroundings. Here, we delve into the first line of defence—the metal's inherent characteristics.

II. Metal Composition: A Crucial Line of Defence

The chemical makeup of a metal plays a pivotal role in its resistance to corrosion. Metals with higher purity, meaning they contain fewer impurities or foreign elements, generally exhibit better corrosion resistance. Conversely, the presence of impurities can act as microscopic weak points, making the metal more susceptible to attack. A fascinating twist on this concept comes from alloys, which are metals intentionally combined with other elements to enhance specific properties. By incorporating certain alloying elements, scientists can significantly improve a metal's corrosion resistance. For example, adding chromium to steel creates stainless steel, renowned for its superior resistance to corrosion. When chromium reacts with oxygen, it forms a protective chromium oxide layer on the surface, effectively shielding the underlying steel from further attack [14].

Beyond Purity: The Role of Microstructure

The internal arrangement of atoms within a metal, known as its microstructure, also plays a crucial role. Metals with a fine-grained microstructure, where the individual grains are small and tightly packed, generally exhibit better corrosion resistance compared to those with a coarse-grained structure. This is because the smaller grains provide fewer pathways for corrosive agents to penetrate metal [15].

Surface characteristics: adding another layer of complexity

The surface condition of a metal also plays a significant part in determining its susceptibility to corrosion. A smooth, clean surface presents a less favourable environment for corrosion initiation compared to a rough or uneven surface. Additionally, surface defects, such as scratches or pits, can serve as starting points for corrosion attacks [16].

The intricate dance with the environment

While metal properties play a crucial role, the story doesn't end there. The rate of corrosion is influenced by the surrounding environment, which includes factors such as temperature, the presence of corrosive elements (oxygen, chlorides), and even the acidity or alkalinity (pH) of the environment. Understanding this intricate dance between metal properties and environmental factors is key to effectively combating corrosion. In the next section, we will explore the various environmental factors that influence the rate of corrosion, further illuminating the complexities of this ever-present challenge.

Introduction to Nanomaterials

The principles of chemistry and physics, which determine the predictable behaviour of materials based on their atomic composition and structure, underpin the world around us. However, as we delve into the realm of the incredibly small, a new set of rules emerges. This captivating frontier is the domain of nanomaterials, a class of materials with at least one dimension in the nanoscale range, typically between 1 and 100 nanometers (nm). At this minuscule scale, materials display unique properties that set them apart from their bulk counterparts, paving the way for revolutionary applications across a wide range of fields [17].

The nanoscale and its unique properties:

Imagine a world where materials behave differently, where size dictates properties, and where the tiniest tweaks can yield extraordinary results. This is the fascinating realm of the nanoscale, a dimension in which one to one hundred nanometers (nm) reign supreme. A single human hair, for instance, has a width of around 80,000 nm, highlighting the minuscule scale we're dealing with. But within this seemingly insignificant realm lies a treasure trove of unique properties that are revolutionizing various fields, including corrosion control [18].

Size matters: A paradigm shift

The dominance of quantum effects is one of the most fundamental aspects of nanoscale physics. These effects, which govern the behaviour of matter at the atomic and subatomic levels,

become significantly more pronounced at the nanoscale. Unlike the predictable behaviour of bulk materials (think a large piece of metal), nanomaterials exhibit properties that are highly dependent on their size and shape. For example, consider a bulky piece of gold. It has a characteristic yellow colour. However, depending on the size of the particles, miniaturizing gold into nanoparticles can dramatically alter its color. Smaller gold nanoparticles tend to appear red, while larger ones may exhibit a more purplish hue. This phenomenon, known as surface plasmon resonance, arises from the interaction of light with the free electrons on the nanoparticle surface.

The surface area takes centre stage.

Another key feature of the nanoscale is the dramatic increase in surface area to volume ratio. Materials significantly increase their surface area compared to their volume as they shrink to the nanoscale. Imagine a cube of sugar. When you break it down into smaller and smaller cubes, the total surface area of the sugar pieces collectively increases, while the overall volume of sugar remains constant. This vast increase in surface area plays a crucial role in many nanoscale phenomena.

III. Tailoring properties to specific needs

Nanomaterials' unique properties unlock a world of exciting possibilities. Coatings, for example, can incorporate nanoparticles to enhance corrosion control by creating a more effective barrier against corrosive agents. Their high surface area allows them to form a denser, more packed layer, preventing corrosive elements from entering.

Furthermore, scientists can precisely control the size and shape of nanoparticles, tailoring their properties for specific applications. This paves the way for the creation of "smart" nanomaterials capable of detecting and reacting to the onset of corrosion.

Unveiling the Potential: A Glimpse into the Future

The nanoscale offers a treasure trove of potential for various fields, not just corrosion control. Applications range from medicine, where nanoparticles can facilitate drug delivery, to electronics, where they can facilitate the development of ultra-miniaturized devices. As research and development in this exciting realm continues, we can expect even more groundbreaking discoveries that will shape the future of technology and materials science.

Classification of nanomaterials:

The world of nanomaterials is a diverse one, encompassing a vast array of materials with unique properties. To navigate this complexity, scientists have developed different classification systems based on various characteristics. Here, we'll explore two prominent methods for classifying nanomaterials: This method categorizes nanomaterials based on the number of dimensions in which their size falls within the nanoscale (1–100 nm). There are three main categories:

1. **Zero-dimensional (0D) nanomaterials:** These materials have all three dimensions (length, width, and height) at the nanoscale. Examples include quantum dots, fullerenes (buckminsterfullerene), and nanoparticles. Displays and solar cells frequently use quantum dots, while drug delivery and organic electronics could potentially utilize

fullerenes. Nanoparticles, depending on their composition, find use in various fields like catalysis, coatings, and biomedicine.

2. **One-dimensional (1D) nanomaterials:** Here, two dimensions are within the nanoscale, while the third dimension is typically much larger. Examples include nanofibers, nanotubes (like carbon nanotubes), and nanorods. Researchers are exploring the potential applications of nanofibers in filtration and wound healing and the exceptional strength and conductivity of carbon nanotubes in composite materials and electronics. Sensors and solar cells can utilize nanorods.
3. **Two-dimensional (2D) nanomaterials:** In this category, only one dimension (thickness) falls within the nanoscale, while the other two dimensions are much larger. Examples include graphene (a single layer of carbon atoms arranged in a honeycomb lattice), nanosheets, and nanocoatings. Researchers are exploring graphene for its remarkable electrical and mechanical properties in transparent conductors and electronics. Nanosheets find use in drug delivery and sensors, while nanocoatings, often incorporating nanoparticles, offer enhanced protection against corrosion and wear.

Classification by composition:

This method categorizes nanomaterials based on their chemical makeup:

1. **Metal nanomaterials:** These include nanoparticles of various metals, such as gold, silver, and iron oxide. They can exhibit unique optical and catalytic properties, making them useful in areas like plasmonics, catalysis, and sensors.
2. **Ceramic nanomaterials:** Examples include silicon dioxide (silica) and aluminium oxide (alumina) nanoparticles. They offer high thermal and chemical stability, making them suitable for applications like wear-resistant coatings and high-temperature components.
3. **Carbon-Based Nanomaterials:** Composed entirely of carbon atoms arranged in various configurations, this category includes fullerenes, carbon nanotubes, and graphene. They offer exceptional electrical, mechanical, and thermal properties, leading to potential applications in electronics, composites, and energy storage.
4. **Polymer nanomaterials:** These include nanoparticles or nanofibers composed of synthetic polymers. Drug delivery, coatings, and biomaterials can be used for specific functionalities.
5. **Composite nanomaterials:** These materials combine different types of nanomaterials at the nanoscale to create novel properties. For example, a composite material might combine metallic nanoparticles with a polymer matrix to achieve a unique combination of conductivity and mechanical strength.

Understanding these classification systems allows us to gain a deeper appreciation for the vast diversity of nanomaterials and their potential applications across various fields.

Nanomaterials synthesized

The journey of creating nanomaterials involves a fascinating interplay of science and engineering. Two primary approaches dominate the field: bottom-up and top-down methods.

IV. Bottom-up Approach:

The bottom-up approach to nanomaterial synthesis provides a fascinating way to build materials from scratch, atom by atom or molecule by molecule [19]. Unlike the top-down approach, which breaks down bulk materials, this method allows for precise control over the size, shape, and composition of the resulting nanostructures. In this exciting realm, we explore some key techniques:

1. Chemical Vapour Deposition (CVD):

CVD is a versatile technique that allows for the deposition of thin films of nanomaterials on a substrate. Here's a breakdown of the process:

1. **Precursor Selection:** The first step involves choosing suitable precursor chemicals. These are molecules that will decompose or react in the CVD chamber to form the desired nanomaterial. For instance, we can use silane (SiH_4) as a precursor to synthesize silicon nanowires.
2. **Delivery System:** A reaction chamber receives the precursors in a vapour state. You can achieve this by either heating the precursors or transporting them using carrier gases.
3. **Reaction and Deposition:** Once inside the chamber, the precursors react through various mechanisms (thermal decomposition, plasma-activated reactions) on the heated substrate. The reaction products form the nanomaterial, which deposits as a thin film on the substrate surface.

Precise Control: By controlling factors like precursor type, temperature, pressure, and reaction time, scientists can tailor the thickness, composition, and even morphology (shape) of the resulting nanomaterial film. CVD offers excellent control over uniformity and allows for the deposition of complex nanostructures.

2. Molecular Self-Assembly:

This method harnesses the inherent tendency of molecules to self-organize into well-defined structures based on their intermolecular forces. Here's how it works:

- a) **Tailored Molecules:** Scientists design molecules with specific functional groups that can interact with each other through attractive forces like hydrogen bonding, van der Waals forces, or electrostatic interactions.
- b) **Spontaneous Assembly:** When these molecules are brought together in a suitable environment (solution, vapour phase), they spontaneously assemble into ordered structures based on the pre-defined interactions encoded in their design.
- c) **Diverse Nanostructures:** By manipulating the design of self-assembling molecules, scientists can create a wide variety of nanostructures, including spheres, rods, tubes, and even complex 3D structures. This approach provides a bottom-up method for fabricating highly ordered nanomaterials.

3. Sol-Gel Method:

This versatile technique allows for the synthesis of a wide range of metal oxide nanoparticles. Let's explore the steps involved:

- a) **Formation of a Sol:** The sol-gel process starts with the preparation of a sol. This involves dissolving a metal precursor (e.g., metal salt) in a solvent and creating a homogeneous solution. The precursor then undergoes hydrolysis and condensation reactions, leading to the formation of colloidal metal oxide nanoparticles dispersed throughout the liquid.
- b) **Gelation and Drying:** As the reaction progresses, the nanoparticles begin to form a network, leading to the creation of a gel. We can then dry and further process (e.g., heat) this gel to obtain the final nanomaterial powder.
- c) **Tailoring Properties:** By adjusting the precursor type, solution chemistry, and processing conditions, scientists can control the size, shape, and porosity of the resulting nanoparticles. This method offers a cost-effective and scalable route to metal oxide nanoparticles.

These are just a few examples of the bottom-up approach to nanomaterial synthesis. Other exciting methods include hydrothermal synthesis, which utilizes high-temperature and high-pressure aqueous environments, and sonochemical synthesis, which harnesses the power of sound waves to drive reactions at the nanoscale. The bottom-up approach has immense potential for developing novel nanomaterials with tailored properties for applications ranging from electronics and biomedicine to catalysis and energy storage. As research in this field continues, we can expect even more powerful and versatile techniques to emerge, pushing the boundaries of what's possible in the exciting world of nanomaterials [20].

V. The Intersection: Corrosion and Nanomaterials

Corrosion, the relentless enemy of metals, wreaks havoc across industries, costing billions annually. Traditional methods of combating this threat, while effective, often have limitations. Enter the world of nanomaterials, a class of materials engineered at the nanoscale with unique properties that provide a revolutionary approach to corrosion control. Here, we explore the exciting intersection between these two worlds.

Nanomaterials: A Shield Against Corrosion

The high surface area-to-volume ratio of nanomaterials is a key advantage. When incorporated into coatings, nanoparticles form a denser, more effective barrier against corrosive agents like water, oxygen, or salts. Imagine a microscopic fortress, built with tightly packed nanoparticles, repelling the invaders that seek to break down the metal.

Here are some examples of nanomaterials' corrosion prevention applications:

1. **Barrier Coatings:** You can incorporate nanoparticles of ceramics (silicon dioxide, aluminium oxide) or metals (silver, cerium oxide) into coatings to create a robust barrier. These coatings offer superior protection compared to conventional macro-coatings due to their increased density and ability to fill microscopic gaps.
2. **Self-Healing Coatings:** Imagine a material that can automatically repair itself when scratched or damaged! Enter self-healing coatings. The coating embeds microscopic

capsules loaded with healing agents (epoxies and corrosion inhibitors). When damaged, these capsules rupture, releasing the healing agent to fill the gap and restore the barrier's integrity. This eliminates the need for constant monitoring and repairs, leading to significant cost savings.

3. **Smart Coatings:** These intelligent coatings take corrosion control to a whole new level. Imagine a coating that can not only protect but also sense and respond to the onset of corrosion! Smart coatings may contain embedded sensors that detect changes in electrical conductivity or pH, indicating the start of corrosion. This information can trigger the release of corrosion inhibitors or activate self-healing mechanisms to nip the problem in the bud.

Beyond Barriers: Targeting the Enemy

Nanoparticles can also be used to deliver corrosion inhibitors directly to the damaged area. This targeted approach minimizes waste and maximizes effectiveness. Imagine a microscopic army of nanoparticles loaded with corrosion-fighting agents, strategically deployed to areas under attack, protecting the metal more efficiently [21].

VI. A Glimpse into the Future

The intersection of nanomaterials and corrosion control offers a promising future. As research and development continue, we can expect further advancements:

1. **Improved Durability:** Nanomaterials can be exceptionally strong and resistant to wear and tear, extending the lifespan of protected structures and reducing maintenance costs.
2. **Multi-functionality:** The development of multifunctional nanomaterials that combine barrier properties with self-healing or sensing capabilities will offer even more robust protection.
3. **Scalability and Cost Reduction:** We expect the cost of nanomaterial-based solutions to decrease as production methods improve and applications become more widespread, making them more accessible for various industries.
4. **Long-Term Performance:** Some nanomaterial-based coatings' long-term effectiveness in harsh environments is still under investigation. Extensive testing is crucial to ensuring their efficacy over extended periods of time.

Environmental Considerations: Responsible development and disposal of nanomaterials are essential. To minimize any potential environmental impact, we need to conduct thorough life cycle assessments. Nanomaterials offer a revolutionary approach to corrosion control, promising enhanced protection, self-healing capabilities, and targeted corrosion inhibition. While challenges exist, the potential benefits are undeniable. We can anticipate a future where we finally defeat this relentless enemy as research continues to bridge the gap between nanomaterials and corrosion [22].

VII. Susceptibility of Nanomaterials to Corrosion

Table-2 Susceptibility of Nanomaterials to Corrosion

Factor	Influence on Corrosion	Example
Nanomaterial Type	Higher surface area can increase reactivity but also allows for better passivating layer formation. * Compositional factors like inherent oxidation resistance play a role.	Metal nanoparticles: Generally, more susceptible due to high surface area. * Ceramic nanoparticles (e.g., alumina): More corrosion resistant.
Grain Size & Defects	Smaller grain size can lead to more grain boundaries, which can act as preferential corrosion sites. * Defects like vacancies can also act as starting points for corrosion.	Nanocrystalline materials: More susceptible due to increased grain boundaries. * Defect-free nanoparticles: More corrosion resistant.
Surface Chemistry	Functional groups on the surface can influence reactivity and passivation. * Can be engineered to improve corrosion resistance.	Nanoparticles with grafted anti-corrosive molecules: More resistant. * Bare metal nanoparticles: More susceptible.
Environmental Conditions	Corrosive media (e.g., acidic, saline) can accelerate corrosion. * Temperature and pressure can also play a role.	Nanomaterials in harsh environments: More susceptible. * Nanomaterials in controlled environments: Less susceptible.

While nanomaterials offer exciting possibilities, they are not immune to corrosion themselves. Their very nature—their small size and high surface area—can render them susceptible to environmental attack.

Influence of Size and Surface Area on Reactivity: As a material's size shrinks to the nanoscale, its surface area-to-volume ratio dramatically increases. This immense surface area makes nanomaterials highly reactive to their surroundings. While this can be advantageous for some applications, it also makes them more prone to corrosion reactions. Every exposed atom becomes a potential site for interaction with the environment's corrosive species.

Potential Degradation Mechanisms Specific to nanomaterials: Nanomaterials face unique degradation mechanisms compared to their bulk counterparts. These include:

1. **Dissolution:** Due to their high surface energy, some nanomaterials are thermodynamically unstable and readily dissolve in specific environments. This

dissolution process can lead to the complete loss of the nanomaterial's structure and functionality.

2. **Oxidation:** Nanomaterials with a high surface area are more susceptible to oxidation reactions. Oxygen and other oxidizing species can easily interact with the numerous exposed surface atoms. This makes it easier for corrosion products to form, which can damage the nanomaterial's properties.
3. **Aggregation:** Nanoparticles can clump together due to van der Waals forces or other attractive interactions. This aggregation can lead to a decrease in their active surface area and hinder their intended function. Additionally, in some cases, the aggregated nanoparticles can trap corrosive species within the cluster, accelerating the overall degradation process.

Nanomaterials' Potential for Corrosion Control

Despite their own susceptibility to corrosion, nanomaterials offer a fascinating avenue for controlling the corrosion of conventional materials.

Corrosion Inhibitors: Paints, coatings, or bulk materials can strategically incorporate nanoparticles to act as corrosion inhibitors. They can function through a variety of mechanisms, including:

1. **Adsorption:** Nanoparticles can adsorb onto the metal surface, forming a physical barrier that prevents corrosive species from entering. This barrier layer reduces the rate of anodic and cathodic reactions, thereby slowing down corrosion.
2. **Sacrificial Anodes:** Certain nanoparticles, particularly those made from metals with lower electrode potentials than the protected metal, can act as sacrificial anodes. These nanoparticles preferentially corrode themselves, protecting the underlying metal from attack. Zinc oxide and magnesium oxide nanoparticles are examples of materials used for this purpose [23].

Passivation: Nanoparticles can promote the formation of a passive oxide film on the metal surface. This oxide film acts as a barrier to corrosion by hindering the diffusion of corrosive ions and electrons.

1. **Nanostructured Coatings:** Coatings composed of nanomaterials can offer superior corrosion protection compared to conventional coatings. These nanostructured coatings can be denser, more uniform, and exhibit enhanced barrier properties due to the close packing of nanoparticles within the film. In addition, some nanomaterials in the coating can work in the ways already mentioned (adsorption, sacrificial anodes, and passivation) to make the corrosion resistance even better.
2. **The development of self-healing materials:** It can autonomously repair corrosion-induced damage, is a revolutionary approach. This concept utilizes microcapsules embedded within the material that contain healing agents. The capsules rupture upon detecting corrosion, releasing the healing agent to fill the cracks and restore the material's functionality. Self-healing materials can incorporate nanoparticles into these microcapsules or act as triggers for their release, offering a promising avenue for long-term corrosion mitigation.

However, it is crucial to acknowledge that the development and implementation of nanomaterial-based corrosion control strategies are still in their infancy. We need to conduct further research in several areas:

1. **Optimizing Nanoparticle Performance:** Tailoring the size, shape, composition, and surface chemistry of nanoparticles is critical to maximizing their effectiveness as corrosion inhibitors.
2. **Nanomaterial Stability:** To guarantee the long-term stability and efficacy of nanomaterials in coatings or self-healing systems, more research is required.
3. **Environmental Considerations:** We must thoroughly evaluate the potential environmental impact of nanomaterials used for corrosion control. To ensure sustainable solutions, the release and fate of these materials in the environment must be carefully considered. The intersection between corrosion and nanomaterials presents a fascinating and dynamic field of research. While nanomaterials themselves are susceptible to corrosion due to their unique properties, they also hold immense potential for mitigating corrosion.

Research Summary

This research has embarked on a comprehensive exploration of the intricate relationship between corrosion and nanomaterials. We delved into the relentless nature of corrosion—the deterioration of materials by their environment—and its immense economic and societal impact. Understanding the different types of corrosion, the underlying electrochemical process, and the factors influencing corrosion rates becomes paramount for selecting and designing materials that offer optimal performance and longevity [24].

Corrosion: The Silent Destroyer

Corrosion manifests in various forms, each with its own characteristics:

1. **Uniform attack:** The entire exposed surface of the metal degrades at a relatively uniform rate.
2. **Galvanic corrosion** occurs when dissimilar metals are in electrical contact in the presence of an electrolyte, leading to accelerated corrosion of the less noble metal.
3. **Pitting corrosion** is a highly localized attack that results in deep, narrow pits on the metal surface, which are particularly detrimental despite affecting a small total area.
4. **Crevice corrosion** is a localized attack occurring in confined spaces between a metal and a contacting material, leading to rapid deterioration.
5. **Intergranular corrosion** is a selective attack at the grain boundaries within a metal microstructure, potentially weakening the material.
6. **Tensile stress** in a corrosive environment causes stress corrosion cracking (SCC), which accelerates crack propagation and potentially leads to failure.

The underlying electrochemical model provides a framework for understanding corrosion. At the anode (oxidation site), metal atoms lose electrons and become ions, while these electrons migrate through the metal to reach the cathode (reduction site), where they participate in a reduction reaction involving species present in the electrolyte. The presence of an electrolyte and specific ions significantly influence the nature and rate of corrosion. Pourbaix diagrams provide valuable insights into the stable environments of different corrosion products and can predict the type of corrosion a metal is susceptible to under different conditions [25].

Table-3 Nanomaterials: A Realm of the Extraordinary

Property	Bulk Material	Nanomaterial	Improvement
Strength	Lower	Significantly higher (20% - 50% increase) (e.g., Carbon Nanotubes)	
Electrical Conductivity	Moderate	Can be highly conductive or insulating	Tailored conductivity based on application
Reactivity	Lower	Significantly higher due to increased surface area	Faster reaction rates for catalysis, sensors etc.
Melting Point	Lower (generally)	Can be higher or lower than bulk	Tailored melting points for specific applications
Optical Properties	Limited	Can exhibit unique light absorption, scattering or emission	Tunable colours, enhanced light manipulation

Nanomaterials, a class of materials with at least one dimension in the nanoscale range (typically 1-100 nm), exhibit unique properties unlike their bulk counterparts due to the phenomenon of quantum confinement. These properties include enhanced optical properties, increased electrical conductivity, exceptional mechanical strength, and tailored magnetic properties. Nanomaterials encompass diverse structures like nanoparticles, nanotubes, nanowires, Nano films, and fullerenes, each offering distinct functionalities. Nanomaterial synthesis is a fascinating interplay of science and engineering. Bottom-up methods build nanomaterials atom by atom, while top-down approaches break down bulk materials into desired nanoscale structures. Chemical vapour deposition, molecular self-assembly, and sol-gel processing are some prominent bottom-up techniques, while lithography and ball milling are examples of top-down approaches.

Nanotechnology's Promising Role in Corrosion Control

Despite their susceptibility to corrosion due to their high surface area, nanomaterials offer a glimmer of hope in the battle against corrosion. Here's a glimpse into the potential of nanotechnology for addressing corrosion challenges:

Nanoparticles as Corrosion Inhibitors: Through a variety of mechanisms, paints, coatings, or bulk materials can incorporate nanoparticles to act as corrosion inhibitors.

1. **Adsorption:** forming a physical barrier that prevents corrosive species from entering.
2. **Sacrificial anodes:** preferentially corroding themselves to protect the underlying metal.
3. **Passivation:** promoting the formation of a protective oxide film on the metal surface.

Nanostructured Coatings: Coatings composed of nanomaterials can offer superior corrosion protection compared to conventional coatings due to their denser, more uniform structure and enhanced barrier properties. Some nanomaterials in the coating can work in the ways already

mentioned (adsorption, sacrificial anodes, and passivation) to make it even more resistant to corrosion.

Self-healing Materials: A revolutionary approach involves the development of self-healing materials that can autonomously repair corrosion damage. Embedded microcapsules containing healing agents rupture upon detecting corrosion, releasing the agent to fill the cracks and restore the material's functionality. These microcapsules can incorporate nanoparticles or act as triggers for their release.

Looking Ahead: A Collaborative Future

Nanotechnology for corrosion control is rapidly developing. Future research endeavours will focus on optimizing nanoparticle performance by tailoring their size, shape, composition, and surface chemistry. Ensuring the long-term stability and efficacy of these materials within coatings or self-healing systems is crucial. Furthermore, a thorough evaluation of the potential environmental impact of nanomaterials used for corrosion control is essential to ensuring sustainable solutions. Corrosion, the persistent foe, continues to pose a significant challenge. However, nanotechnology offers a promising arsenal of weapons to combat this threat. By harnessing the unique properties of nanomaterials and fostering ongoing research collaborations, we can develop innovative and sustainable solutions to extend the lifespan of materials and safeguard infrastructure, industries, and the environment from the relentless march of corrosion. Corrosion is a relentless enemy, silently eating away at metals and costing industries billions of dollars annually. From bridges and pipelines to medical implants and electronics, corrosion poses a significant threat to infrastructure, safety, and product lifespans. However, on the battlefield, a new wave of warriors is emerging: nanomaterials [26].

The Power of Small: Nanomaterials in Action

Nanomaterials are materials engineered at the nanoscale, with at least one dimension in the range of 1-100 nanometers (nm). This minuscule size grants them unique properties compared to their bulk counterparts. In the realm of corrosion control, nanomaterials offer a plethora of possibilities:

1. **Barrier Coatings:** To create a robust barrier against corrosive elements, coatings can incorporate nanoparticles such as ceramics (silicon dioxide, aluminium oxide) or metals (silver, cerium oxide). These tightly packed nanoparticles form a more effective shield than conventional macro-coatings, hindering the ingress of corrosive agents like water, oxygen, or salts [27].
2. **Self-Healing Coatings:** Imagine a material that can automatically repair itself when scratched or damaged! Enter self-healing coatings. The coating embeds microscopic capsules loaded with healing agents (epoxies and corrosion inhibitors). When damaged, these capsules rupture, releasing the healing agent to fill the gap and restore the barrier's integrity.
3. **Smart Coatings:** These intelligent coatings can sense and respond to the onset of corrosion. They may contain embedded sensors that detect changes in electrical conductivity or pH, indicating corrosion. This information can trigger the release of corrosion inhibitors or self-healing mechanisms.
4. **Nanocomposite Materials:** By incorporating nanoparticles into traditional materials, scientists can create composites with enhanced corrosion resistance. For example,

adding clay nanoparticles to polymers can improve their barrier properties and mechanical strength.

Advantages of Nanomaterials for Corrosion Control

These materials' nanoscale magic offers several advantages over conventional methods, including:

1. **Enhanced Barrier Properties:** Because nanoparticles have a high surface area-to-volume ratio, they can form denser, more effective barrier coatings.
2. **Improved Durability:** Nanomaterials can be exceptionally strong and resistant to wear and tear, extending the lifespan of protected structures.
3. **Self-Healing Capabilities:** By automatically repairing damage, reducing maintenance costs, and extending product life, self-healing coatings offer a significant advantage.
4. **Targeted Corrosion Inhibition:** Smart coatings can deliver corrosion inhibitors directly to the damaged site, minimizing waste and maximizing effectiveness.

Limitations: There is currently no perfect solution.

While nanomaterials hold immense promise, there are limitations to consider:

1. **High Production Cost:** Synthesizing and manipulating nanomaterials can be expensive, currently limiting their widespread application.
2. **Long-Term Performance Uncertainty:** Some nanomaterial-based coatings' long-term effectiveness in harsh environments is still under investigation.
3. **Potential for Unforeseen Toxicity:** Some nanomaterials may exhibit unforeseen toxicity towards humans and the environment. Rigorous testing and responsible disposal are crucial.
4. **Limited Scalability:** Scaling up the production of some nanomaterials for industrial applications can be challenging.

Environmental Considerations: A Balancing Act

The environmental impact of nanomaterials requires careful consideration.

1. **Life Cycle Assessment:** We must adopt a holistic approach that considers the environmental footprint throughout the entire life cycle of nanomaterial-based corrosion control solutions, from synthesis to disposal.
2. **Potential for Environmental Release:** The accidental release of nanoparticles during production, application, or product degradation can pose a threat to ecosystems. Research on designing environmentally friendly nanomaterials and responsible disposal methods is crucial.

Moving Forward: A Sustainable Future for Corrosion Control

Despite limitations, research on nanomaterials for corrosion control is rapidly advancing. Here's what the future holds:

1. **Cost Reduction:** As production methods improve and applications become more widespread, the cost of nanomaterials is expected to decrease significantly.

2. **Improved Environmental Friendliness:** Researchers are developing environmentally benign nanomaterials and exploring sustainable production techniques.
3. **Life Cycle Design:** New approaches will focus on designing nanomaterials with minimal environmental impact throughout their life cycle.

Corrosion, the silent thief, relentlessly eats away at metals, inflicting billions of dollars in losses each year across industries. From bridges and pipelines to medical implants and electronics, its destructive touch weakens infrastructure, compromises safety, and shortens product lifespans. The battle against corrosion has traditionally relied on conventional methods like coatings and sacrificial anodes. However, on the battlefield, a new wave of warriors is emerging: nanomaterials [28].

Unveiling the Power of Small: Nanomaterials in Action

Nanomaterials are materials engineered at the nanoscale, with at least one dimension in the range of 1-100 nanometers (nm). This minuscule size grants them unique properties compared to their bulk counterparts. In the realm of corrosion control, nanomaterials offer a plethora of intriguing possibilities:

1. **Impenetrable Barriers:** Imagine a shield so effective that it thwarts even the most determined corrosive agents. Coatings can incorporate nanoparticles such as ceramics (silicon dioxide, aluminium oxide) or metals (silver, cerium oxide) to create an impenetrable barrier. Because they have a lot of surface area compared to their volume, these tightly packed nanoparticles make a stronger shield than regular macro-coatings. They make it much harder for corrosive substances like water, oxygen, and salts to get in.
2. **Self-Healing Marvels:** Imagine a material that can automatically repair itself when scratched or damaged! Enter self-healing coatings. The coating strategically embeds microscopic capsules loaded with healing agents (epoxies and corrosion inhibitors). When damaged, these capsules rupture, releasing the healing agent to fill the gap and restore the barrier's integrity. This eliminates the need for constant monitoring and repairs, leading to significant cost savings.
3. **Smart Coatings with a Built-in Brain:** These intelligent coatings take corrosion control to a whole new level. Imagine a coating that can not only protect but also sense and respond to the onset of corrosion! Smart coatings may contain embedded sensors that detect changes in electrical conductivity or pH, indicating the start of corrosion. This information can trigger the release of corrosion inhibitors or activate self-healing mechanisms to nip the problem in the bud.
4. **Nanocomposite Powerhouses:** By incorporating nanoparticles into traditional materials, scientists can create composites with dramatically enhanced corrosion resistance. For example, adding clay nanoparticles to polymers can improve their barrier properties and mechanical strength, resulting in a more robust and durable material.

Advantages that Outshine Traditional Methods

These materials' nanoscale magic offers a number of compelling advantages over conventional methods:

1. **Better Barrier Properties:** Nanoparticles' large surface area-to-volume ratio makes it possible to make denser, more effective barrier coatings that protect much better against corrosive agents.
2. **Improved Durability:** Nanomaterials can be exceptionally strong and resistant to wear and tear, extending the lifespan of protected structures. This translates to reduced maintenance costs and a longer service life for infrastructure, pipelines, and machinery.
3. **Self-Healing Capabilities:** By automatically repairing damage, minimizing maintenance needs, and extending product life, self-healing coatings offer a revolutionary advantage. Imagine bridges, pipelines, or even ships with self-healing capabilities, leading to significant cost savings and improved operational efficiency.
4. **Targeted Corrosion Inhibition:** Smart coatings can deliver corrosion inhibitors directly to the damaged site, minimizing waste and maximizing effectiveness. This targeted approach reduces the amount of inhibitor needed, leading to a more environmentally friendly solution [29].

Limitations: A Reality Check Before the Hype

While nanomaterials hold immense promise, there are limitations to consider, ensuring a realistic perspective:

1. **Cost Hurdle:** Currently, synthesizing and manipulating nanomaterials can be expensive, limiting their widespread application. However, as research and development efforts persist, we anticipate a decrease in production costs, thereby increasing their accessibility for various industries.
2. **Performance Under Scrutiny:** The long-term effectiveness of some nanomaterial-based coatings in harsh environments is still under investigation. Extensive testing and performance evaluation are crucial to ensuring their efficacy over extended periods of time.
3. **Potential for Unforeseen Toxicity:** Some nanomaterials may exhibit unforeseen toxicity towards humans and the environment. Rigorous testing and responsible disposal are essential to mitigating potential risks. To ensure the sustainability of nanomaterial-based corrosion control solutions, careful life cycle assessments are necessary.
4. **Scalability Challenges:** Scaling up the production of some nanomaterials for industrial applications can be challenging. To overcome this hurdle, research efforts are underway to develop cost-effective and scalable production methods.

Environmental Considerations: Striking a Balance

Nanomaterials have an environmental impact that necessitates careful consideration for responsible development and application.

1. **Life Cycle Assessment:** Examining the environmental impact of nanomaterial-based corrosion control solutions throughout their entire life cycle, from manufacturing to disposal, is crucial. This includes evaluating the energy consumption, waste generation, and potential environmental risks associated with each stage [30].
2. **Accidental Release and Risk Management:** Accidental Release of Nanoparticles

VIII. Conclusion

Corrosion, also known as the silent criminal, destroys infrastructure, jeopardizes safety, and shortens product lifespans. Traditional methods, while useful, frequently have limits. This part explored the fascinating realm of nanomaterials and their promise to improve corrosion control. We investigated the many elements that influence corrosion, emphasizing the interaction between metal characteristics and the surrounding environment. We then explored the fascinating world of the nanoscale, where size determines attributes and new occurrences emerge. We offered several classification methods for nanomaterials, offering a foundation for understanding their variety. Finally, we investigated alternative methods for synthesizing nanomaterials, focusing on the bottom-up approach, which provides for exact control over size, shape, and composition. The next sections will explore deeper into the relationship between nanomaterials and corrosion control. We'll look at how these new materials can operate as strong barriers, enabling self-healing, and even supply targeted corrosion inhibitors. We will also recognize nanomaterials' limitations and environmental concerns. Understanding both the potential and the challenges will pave the path for a future in which nanomaterials are a powerful weapon in the fight against corrosion.

Ethical statements: NA

References:

1. Kumar, G. D., Rego, R. M., Rao, H. J., Nadar, N. R., Kabiri, S., Dilipkumar, P., & Kurkuri, M. D. (2024). Understanding the interfacial science of nature-inspired materials for versatile applications. *Surfaces and Interfaces*, 104181.
2. Shah, V., Panchal, B., Gona, C., Shah, M., & Prajapati, M. (2024). A comprehensive study on applications of nanomaterials in petroleum upstream and downstream industry. *Environmental Science and Pollution Research*, 1-18.
3. Belkhode, P., Giripunje, M., Dhande, M., Gajbhiye, T., Waghmare, S., Tupkar, R., & Gondane, R. (2024). Nanomaterials applications in solar energy: Exploring future prospects and challenges. *Materials Today: Proceedings*.
4. Arukalam, I. O., Uzochukwu, I. N., Tüzün, B., Dagdag, O., & Oguzie, E. E. (2024). Influence of ZnO Nanoparticle Size on Barrier Performance and Corrosion Protection of Poly (dimethylsiloxane)-Coated Q235 Steel in Chloride Environment: Bode and Computational Simulation Investigations. *Chemistry Africa*, 7(2), 853-863.
5. Es-Soufi, H., Berdimurodov, E., Sayyed, M. I., & Bih, L. (2024). Nanoceramic-based coatings for corrosion protection: a review on synthesis, mechanisms, and applications. *Environmental Science and Pollution Research*, 1-27.

6. Saberi, A., Baltatu, M. S., & Vizureanu, P. (2024). The Effectiveness Mechanisms of Carbon Nanotubes (CNTs) as Reinforcements for Magnesium-Based Composites for Biomedical Applications: A Review. *Nanomaterials*, 14(9), 756.
7. Verma, C., Chauhan, D. S., Aslam, R., Banerjee, P., Aslam, J., Quadri, T. W., ... & Rasheed, T. (2024). Principles and theories of green chemistry for corrosion science and engineering: design and application. *Green Chemistry*, 26(8), 4270-4357.
8. Fayyaz, O., Farhan, M., Bagherifard, S., & Shakoor, R. A. (2024). Impact of calcium zirconate nanoparticles on the mechanical and anti-corrosion properties of Ni-P coatings. *Materials Chemistry and Physics*, 318, 129294.
9. Gujar, J., Patil, S., & Sonawane, S. (2024). Review on the Encapsulation, Microencapsulation, and Nano-Encapsulation: Synthesis and Applications in the Process Industry for Corrosion Inhibition. *Current Nanoscience*, 20(3), 314-327.
10. Bairagi, H., Vashishth, P., Narang, R., Shukla, S. K., & Mangla, B. (2024). Protection of mild steel from corrosion in an aggressive chloride media through chitosan-CeO₂ nanocomposite: Experimental and computational studies. *Corrosion Communications*.
11. Yadav, L., Sihmar, A., Kumar, S., Dhaiya, H., & Vishwakarma, R. (2024). Review of nano-based smart coatings for corrosion mitigation: mechanisms, performance, and future prospects. *Environmental Science and Pollution Research*, 1-27.
12. Ri, C., Kim, M., Mun, H., Liu, L., & Tang, J. (2024). Unveiling the effect of different dissolved organic matter (DOM) on catalytic dechlorination of nFe/Ni particles: corrosion and passivation effect. *Journal of Hazardous Materials*, 133901.
13. Kalajahi, S. T., Misra, A., & Koerdt, A. (2024). Nanotechnology to mitigate microbiologically influenced corrosion (MIC). *Frontiers in Nanotechnology*, 6, 1340352.
14. Wu, Y., Wu, Y., Sun, Y., Zhao, W., & Wang, L. (2024). 2D Nanomaterials Reinforced Organic Coatings for Marine Corrosion Protection: State of the Art, Challenges, and Future Prospectives. *Advanced Materials*, 2312460.
15. Thakur, A., & Kumar, A. (2024). Hybrid Nanomaterials as Next-Generation Corrosion Inhibitors for Metals and Alloys. In *Innovations and Applications of Hybrid Nanomaterials* (pp. 91-117). IGI Global.
16. Yeganeh M, Omid M, Mortazavi H, Etemad A, Rostami MR, Shafiei ME. Enhancement routes of corrosion resistance in the steel reinforced concrete by using nanomaterials. In Smart Nanoconcretes and Cement-Based Materials 2020 Jan 1 (pp. 583-599). Elsevier.
17. Momoh A, Adams FV, Samuel O, Bolade OP, Olubambi PA. Corrosion prevention: The use of nanomaterials. In Modified Nanomaterials for Environmental Applications: Electrochemical Synthesis, Characterization, and Properties 2021 Nov 17 (pp. 91-105). Cham: Springer International Publishing.
18. Vashishth, P., Mangla, B., Bairagi, H., Narang, R., & Moudgil, H. (2024). Natural Dyes as Corrosion Inhibitors. In *Natural Dyes and Sustainability* (pp. 265-286). Cham: Springer Nature Switzerland. Ahmad Z. Introduction to corrosion. Principles of corrosion engineering and corrosion control. Oxford: Butterworth-Heinemann. 2006;1:1-8.
19. Al Bahir A, Imen B, Alqarni N. Innovations in nanomaterials: A paradigm shift in surface engineering for corrosion mitigation. Results in Chemistry. 2024 Mar 11:101392.
20. AhadiParsa M, Dehghani A, Ramezanzadeh M, Ramezanzadeh B. Rising of MXenes: Novel 2D-functionalized nanomaterials as a new milestone in corrosion science-a critical review. Advances in Colloid and Interface Science. 2022 Sep 1;307:102730.
21. Aslam R, Mobin M, Aslam J. Nanomaterials as corrosion inhibitors. In Inorganic Anticorrosive Materials 2022 Jan 1 (pp. 3-20). Elsevier.
22. Al-Akhras N, Makableh Y, Dagamseh DA. Evaluating composite nanomaterials to control corrosion of reinforcing steel using different tests. Case Studies in Construction Materials. 2022 Jun 1;16:e00963.
23. Saji VS. The impact of nanotechnology on reducing corrosion cost. In Corrosion Protection and Control Using Nanomaterials 2012 Jan 1 (pp. 3-15). Woodhead Publishing.

24. Singh SB. Emerging sustainable nanomaterials and their applications in catalysis and corrosion control. *Current Nanoscience*. 2021 Jul 1;17(4):540-53.
25. Vitharana MG, Paul SC, Kong SY, Babafemi AJ, Miah MJ, Panda B. A study on strength and corrosion protection of cement mortar with the inclusion of nanomaterials. *Sustainable materials and technologies*. 2020 Sep 1;25:e00192.
26. Mujib SB, Mukherjee S, Ren Z, Singh G. Assessing corrosion resistance of two-dimensional nanomaterial-based coatings on stainless steel substrates. *Royal Society Open Science*. 2020 Apr 29;7(4):200214.
27. Anantharaju KS. Nanomaterials for Fuel Cell and Corrosion Inhibition: A Comprehensive Review. *Current Nanoscience*. 2021 Jul 1;17(4):591-611.
28. Sharma VP, Sharma U, Chattopadhyay M, Shukla VN. Advance applications of nanomaterials: a review. *Materials Today: Proceedings*. 2018 Jan 1;5(2):6376-80.
29. Saji VS, Cook RM, editors. *Corrosion protection and control using nanomaterials*. Elsevier; 2012 Feb 21.
30. Farag AA. Applications of nanomaterials in corrosion protection coatings and inhibitors. *Corrosion Reviews*. 2020 Feb 25;38(1):67-86.
31. Rajendran S, Kakooei S, Yeganeh M, Li Y, Nguyen TA, editors. *Corrosion protection at the nanoscale*. Elsevier; 2020 Mar 10.
32. Alaskry MA, Soliman SA. NANOMATERIALS AS CORROSION INHIBITORS.
33. Singh AP, Mouton RJ, Sharma MK, Ihotu-Owoicho AI. When will this pandemic end? A review. *Journal of Basic and Applied Research International*. 2021 Dec 29;29(27):10.
34. Singh AP, Batra J, Saxena R, Saxena S, Kumar C. Alarming rise in professional Blood donors and its repercussions. *Cardiometry*. 2022 Dec 1 (25): 1394. 2022 Dec 1;6.
35. Ajit P, Rahul S, Suyash S. Cytopathology: An Important Aspect of Medical Diagnosis. *Research & Reviews: Journal of Oncology and Hematology*. 2024 Jan 24;12(03):13-8.
36. Rooby DR, Kumar TN, Harilal M, Sofia S, George RP, Philip J. Enhanced corrosion protection of reinforcement steel with nanomaterial incorporated fly ash based cementitious coating. *Construction and Building Materials*. 2021 Mar 15;275:122130.
37. Yan D, Liu J, Zhang Z, Wang Y, Zhang M, Song D, Zhang T, Liu J, He F, Wang J. Dual-functional graphene oxide-based nanomaterial for enhancing the passive and active corrosion protection of epoxy coating. *Composites Part B: Engineering*. 2021 Oct 1;222:109075.
38. Baer DR, Amonette JE, Engelhard MH, Gaspar DJ, Karakoti AS, Kuchibhatla S, Nachimuthu P, Nurmi JT, Qiang Y, Sarathy V, Seal S. Characterization challenges for nanomaterials. *Surface and Interface Analysis: An International Journal devoted to the development and application of techniques for the analysis of surfaces, interfaces and thin films*. 2008 Mar;40(3-4):529-37.
39. Khodair ZT, Khadom AA, Jasim HA. Corrosion protection of mild steel in different aqueous media via epoxy/nanomaterial coating: preparation, characterization and mathematical views. *Journal of Materials Research and Technology*. 2019 Jan 1;8(1):424-35.
40. Atta AM, El-Saeed AM, Al-Shafey HI, Al-Lohedan HA, Tawfeek AM, Wahbey M. Effect of inorganic nanomaterials types functionalized with smart nanogel on anti-corrosion and mechanical performances of epoxy coatings. *International Journal of Electrochemical Science*. 2017 Feb 1;12(2):1167-82.
41. Yu HD, Zhang Z, Han MY. Metal corrosion for nanofabrication. *Small*. 2012 Sep 10;8(17):2621-35.
42. Andrievski RA, Khatchoyan AV. *Nanomaterials in extreme environments. Fundamentals and Applications*. Series: Springer Series in Materials Science, Switzerland: Springer Int. Publ. 2016;230.
43. Arun KL, Udhayakumar M, Radhika N. A Comprehensive review on various ceramic nanomaterial coatings over metallic substrates: applications, challenges and future trends. *Journal of Bio-and Tribo-Corrosion*. 2023 Mar;9(1):11.
44. Li FM, Huang L, Zaman S, Guo W, Liu H, Guo X, Xia BY. Corrosion chemistry of electrocatalysts. *Advanced Materials*. 2022 Dec;34(52):2200840.
45. de Bonfils-Lahovary, M. L., Laffont, L., & Blanc, C. (2017). Characterization of intergranular corrosion defects in a 2024 T351 aluminium alloy. *Corrosion Science*, 119, 60-67.
46. Alqadasy, S. S., Al-arique, H. Q., Kaawash, N. M., Al-Asbahy, W. M., & Chishty, S. Q. (2024). Characterization of natural thin layer deposits on rocks: Exploring structural,

- morphological, and optical properties at the nanoscale. *Optical Materials*, 149, 115029.
47. Singh, A. P. (2022). Importance of papanicolaou staining in gynecologic cytology. *EPRA International Journal of Multidisciplinary Research (IJMR)*, 8(9), 216-219.
48. Singh, A. P., Batra, J., Saxena, S., & Saxena, R. (2023). A curse of Lassa fever: An update. *Journal of Survey in Fisheries Sciences*, 1143-1150.
49. Singh, A. P., Batra, J., Saxena, R., & Saxena, S. Susceptibility to Cervical Cancer: An Overview Ajit Pal Singh.
50. Singh, A. P., Saxena, R., & Saxena, S. (2022). Plasma apheresis procedure. *EPRA International Journal of Multidisciplinary Research (IJMR)*, 8(7), 205-218.
51. Rajbanul Akhond, M., Irfan, A., & Sharif, A. (2024). An overview of corrosion behavior and contemporary management techniques of thermomechanically treated rebars in concrete structures. *Journal of Structural Integrity and Maintenance*, 9(1), 2259721.
52. Rashid, A. B., Haque, M., Islam, S. M., & Labib, K. R. U. (2024). Nanotechnology-enhanced fiber-reinforced polymer composites: Recent advancements on processing techniques and applications. *Heliyon*.
53. Dua, S., Arora, N., Prakashaiah, B. G., Saxena, R. C., Ganguly, S. K., & Senthilkumar, T. (2024). Conjugated polymer-based composites for anti-corrosion applications. *Progress in Organic Coatings*, 188, 108231.
54. Dua, S., Arora, N., Prakashaiah, B. G., Saxena, R. C., Ganguly, S. K., & Senthilkumar, T. (2024). Conjugated polymer-based composites for anti-corrosion applications. *Progress in Organic Coatings*, 188, 108231.
55. Al-Amiery, A., Isahak, W. N. R. W., & Al-Azzawi, W. K. (2024). Sustainable corrosion Inhibitors: A key step towards environmentally responsible corrosion control. *Ain Shams Engineering Journal*, 102672.
56. Jiao, J., Zhang, J., Lian, Y., Han, S., Zheng, K., & Pan, F. (2024). Influence of micro/nano-Ti particles on the corrosion behavior of AZ31-Ti composites. *Acta Metallurgica Sinica (English Letters)*, 37(3), 484-498.
57. Kar, N., McCoy, M., Wolfe, J., Bueno, S. L., Shafei, I. H., & Skrabalak, S. E. (2024). Retrosynthetic design of core-shell nanoparticles for thermal conversion to monodisperse high-entropy alloy nanoparticles. *Nature Synthesis*, 3(2), 175-184.
58. Singh, A. P., Saxena, R., Saxena, S., & Batra, J. (2012). An Update on Emergency Contraceptives. *IJFANS*, 11(2), 65-70p.
59. Batra, J., Singh, A. P., Saxena, R., Saxena, S., & Goyal, K. (2022). Blood components and its usage: a clinical insight from diagnostic lens. *Journal of Pharmaceutical Negative Results*, 1747-1750.
60. Miao, C., Wang, Q., Yang, S., Tang, Y., Liu, X., & Lu, S. (2024). Hydrothermal route upcycling surgical masks into dual-emitting carbon dots as ratiometric fluorescent probe for Cr (VI) and corrosion inhibitor in saline solution. *Talanta*, 126070.
61. Shukla, M., & Kumar, S. (2024). Carbon Allotropes in Corrosion Prevention: Computational-Based Advancements. In *Carbon Allotropes* (pp. 167-179). CRC Press.
62. Congreve, R. C., Quezada, C. P., & Kokkarachedu, V. (2024). Aluminum Oxide Nanoparticles: Properties and Applications Overview. In *Nanoparticles in Modern Antimicrobial and Antiviral Applications* (pp. 265-288). Cham: Springer International Publishing.
63. She, X., Peng, J., Qiang, Y., Zhou, Y., & Zhang, S. (2024). Recent advances in protective technologies against copper corrosion. *Journal of Materials Science & Technology*.
64. Hata, N., Yuasa, M., Miyamoto, H., & Edalati, K. (2024). Influence of grain refinement via high-pressure torsion on corrosion behavior of medium-and high-entropy alloys

- CoCrFeNi and CoCrFeMnNi with various chromium contents. *Journal of Materials Science*, 1-15.
65. Wang, W., Wang, B., & Zhang, S. (2024). Dispersion, properties, and mechanisms of nanotechnology-modified alkali-activated materials: A review. *Renewable and Sustainable Energy Reviews*, 192, 114215.
66. Khosravi, A., Zarepour, A., Iravani, S., Varma, R. S., & Zarrabi, A. (2024). Sustainable synthesis: natural processes shaping the nanocircular economy. *Environmental Science: Nano*.
67. Ahmad, T., Kumar, P., & Singh, A. P. (2024). The Curious Case of the Sphered Blood Cells: Unveiling Hereditary Spherocytosis. *Science and Technology*, 13(1), 49-56p.
68. Singh, A. P., Batra, J., Khan, S. S., Saxena, R., Saxena, S., Singh, A. P., ... & Saxena, R. (2022). Diagnosis and treatment of Wilson disease: An update. *Cardiometry*. 2022 Dec 1 (25): 1397, 400.
69. Singh, A. P., Maurya, N. K., Saxena, R., & Saxena, S. (2024). An Overview of Red Blood Cell Properties and Functions. *Journal of International Research in Medical and Pharmaceutical Sciences*, 19(2), 14-23.
70. Rahman, H. A., & Singh, A. P. (2024). Section Cutting in Histopathology: An Update. Research & Reviews: A Journal of Health Professions. 2024; 14 (1): 29–34p. *Section Cutting in Histopathology: An Update Rahman and Singh STM Journals*, 2.
71. Rath, D. P., & Singh, A. P. (2024). Comprehensive Perspective on Coronary Heart Disease: A Review. Research & Reviews: A Journal of Neuroscience. 2024; 14 (1): 26–40p. *Comprehensive Perspective on Coronary Heart Disease Rath and Singh STM Journals*, 2.
72. Singh, A. P., Heldaus, J., & Msaki, A. P. (2023). Hemodialysis Complications: A Clinical Insight. *IJARESM*, 11(3), 640-647p.
73. Dabaleh, A., Mohammadi, A., Shojaei, A., & Nematollahzadeh, A. (2024). Eco-Friendly Fumed Nanosilica@ Nanodiamond Hybrid Nanoparticles with Dual Sustainable Self-Healing and Barrier Anticorrosive Performances in Epoxy Coating. *ACS Applied Materials & Interfaces*.
74. Egbuhuzor, M. O., Akalezi, C. O., Ulaeto, S. B., Njoku, D. I., Onyeachu, B. I., & Oguzie, E. E. (2024). Electro-deposited nanocomposite coatings and their behaviours against aqueous and high-temperature corrosion: A review. *Hybrid Advances*, 100180.
75. Kadri, Y., Srasra, E., Bekri-Abbes, I., & Herrasti, P. (2021). Facile and eco-friendly synthesis of polyaniline/ZnO composites for corrosion protection of AA-2024 aluminium alloy. *Journal of Electroanalytical Chemistry*, 893, 115335.
76. Galvagno, E., Tartaglia, E., Stratigaki, M., Tossi, C., Marasco, L., Menegazzo, F., ... & Moglianetti, M. (2024). Present Status and Perspectives of Graphene and Graphene-related Materials in Cultural Heritage. *Advanced Functional Materials*, 2313043.
77. Sudha, M., Surendhiran, S., Gowthambabu, V., Balamurugan, A., Anandarasu, R., Syed Khadar, Y. A., & Vasudevan, D. (2021). Enhancement of corrosive-resistant behavior of Zn and Mg metal plates using biosynthesized nickel oxide nanoparticles. *Journal of Bio-and Tribo-Corrosion*, 7(2), 60.
78. Sadek, E. M., Mohamed, L. Z., El-Kashif, E. F., & Abdelfatah, A. (2024). Fabrication and characterization of function-graded nanomaterials (Al/Al₂O₃) and (Al/Ni/Al₂O₃) using the sputtering technique. *Egyptian Journal of Chemistry*.
79. Jayasimha, H. N., Chandrappa, K. G., Sanaulla, P. F., & Dileepkumar, V. G. (2024). Green synthesis of CuO nanoparticles: A promising material for photocatalysis and electrochemical sensor. *Sensors International*, 5, 100254.
80. Liao, F. Q., Liu, Y., Yeh, Y. Z., & Chen, Y. C. (2024). Corrosion protection of photocured coatings containing highly crosslinked SU-8 epoxy resin. *Journal of Coatings Technology and Research*, 1-13.
81. Qiu, R., Li, J., Wang, C., Xiao, F., Cao, W., & Wu, Z. (2024). Anti-corrosion properties of array-structured superhydrophobic surfaces. *Journal of Materials Engineering and Performance*, 33(4), 1786-1796.

82. Sujitha, V. S., Ramesh, B., & Xavier, J. R. (2024). Effects of incorporation of nanotitania in magnesium phosphate cement for the protection of carbon steel in harsh environments. *Archives of Civil and Mechanical Engineering*, 24(2), 79.
83. Van Ho, Q., & Pham, P. N. (2024). Durability properties and steel corrosion resistance of reinforced concrete using fly ash and ground granulated blast furnace slag as partial replacements for sand and cement. *Innovative Infrastructure Solutions*, 9(5), 178.
84. Ajit, P., Rahul, S., & Suyash, S. (2024). Cytopathology: An Important Aspect of Medical Diagnosis. *Research & Reviews: Journal of Oncology and Hematology*, 12(03), 13-18.
85. Yadav, J., Rani, M., Shanker, U., & Sillanpaa, M. (2024). Forging the advances of iron-based nanomaterials by functionalizing charge carriers regions for eradication of heavy metal ion contamination. *Inorganic Chemistry Communications*, 112440.
86. Singh, A. P., Batra, J., Saxena, R., Saxena, S., & Kumar, C. (2022). Alarming rise in professional Blood donors and its repercussions. *Cardiometry. 2022 Dec 1 (25): 1394*, 6.
87. Singh, A. P., Saxena, R. A. H. U. L., & Saxena, S. U. Y. A. S. H. (2022). A study on the working of blood bank. *Journal of Medicine and Health Research*, 7(1), 1-5.
88. Boinovich, L. B., Emelyanenko, K. A., & Emelyanenko, A. M. (2024). The mechanisms and advances in magnesium-based materials protection against corrosion by the superhydrophobic coatings. *Surface and Coatings Technology*, 481, 130607.
89. Suleiman, R. K., Olalekan, O. N., Rahman, M. M., Al-Badour, F. A., Meliani, M. H., Abu-Rayyan, A., & Saleh, T. A. (2024). Synthesis of hybrid organosilicon materials of various chemistries as efficient protective coatings for mild steels in NaCl media. *Materials Today Communications*, 38, 107984.
90. Zade, G. S., & Patil, K. D. (2024). Advances in Corrosion-Resistant Coatings: Types, Formulating Principles, Properties, and Applications. *Functional Coatings: Innovations and Challenges*, 110-152.
91. Mahmoud, M. E., Amira, M. F., Abouelanwar, M. E., & Morcos, B. M. (2024). Removal of polymethyl methacrylate nanoplastics and silver nanoparticles by a novel ferrofluid-COF-aminated natural cotton-based hydrogel nanosorbent. *Journal of Industrial and Engineering Chemistry*, 131, 265-279.
92. Ramadoss, J., & Sonachalam, A. (2024). Energy Harvesting and Storage Applications for Hybrid Nanomaterials. In *Technological Applications of Nano-Hybrid Composites* (pp. 119-137). IGI Global.
93. Kamil Zaidan, H., Jasim Al-Khafaji, H. H., Al-dolaimy, F., Abed Hussein, S., Otbah Farqad, R., Thabit, D., ... & Alsaalamy, A. (2024). Exploring the Therapeutic Potential of Lawsone and Nanoparticles in Cancer and Infectious Disease Management. *Chemistry & Biodiversity*, e202301777.
94. Elboughdiri, N., Lakikza, I., Boubli, A., Aouni, S. I., Hammoudi, N. E. H., Georgin, J., ... & Benguerba, Y. (2024). Application of statistical physical, DFT computation and molecular dynamics simulation for enhanced removal of crystal violet and basic fuchsin dyes utilizing biosorbent derived from residual watermelon seeds (*Citrullus lanatus*). *Process Safety and Environmental Protection*, 186, 995-1010.
95. Dehghani, A., Ghahremani, P., Mostafatabar, A. H., & Ramezanzadeh, B. (2024). Plant extracts: Probable alternatives for traditional inhibitors for controlling alloys corrosion against acidic media—A review. *Biomass Conversion and Biorefinery*, 14(6), 7467-7486.
96. Liu, S., & Guo, H. J. (2024). A short review of antibacterial Cu-bearing stainless steel: antibacterial mechanisms, corrosion resistance, and novel preparation techniques. *Journal of Iron and Steel Research International*, 31(1), 24-45.
97. Bharat, N., & Bose, P. S. C. (2024). Nano SiC-reinforced AA7178 matrix alloy: corrosion behavior and characterization. *Silicon*, 16(4), 1627-1634.
98. Silva, D. R., do Nascimento, D. O., Antunes, R. A., Souza, T. C. C., dos Reis, T. M. C., Cisinini, P., ... & de Freitas Cunha Lins, V. (2024). Graphene Oxide as a Corrosion

Inhibitor for Steel Reinforcement in Cement Extract Containing Chlorides. *Journal of Materials Engineering and Performance*, 33(6), 3006-3019.

99. Gurushantha, K., Kottam, N., Smrithi, S. P., Dharmaprakash, M. S., Keshavamurthy, K., Meena, S., & Srinatha, N. (2024). Visible Light Active WO₃/TiO₂ Heterojunction Nanomaterials for Electrochemical Sensor, Capacitance and Photocatalytic Applications. *Catalysis Letters*, 154(3), 982-993.
100. Nwokolo, I. K., Shi, H., Ikeuba, A. I., Zhang, W., Liu, F., & Han, E. H. (2024). A polyurethane coating using CoMOF-BTA metal-organic framework for active protection of AA2024-T3. *Journal of Coatings Technology and Research*, 21(2), 521-535.