

Review Article

Investigation of Several Bio Wastes as Sustainable Carbon Materials for Supercapacitor Manufacturing.

Abstract:

This work presents various inquests on the utilization of bio wastes, agricultural wastes and sea shells to develop activated carbon as a veritable and sustainable electrode (terminals) substance for supercapacitors-(SC) also known as electrochemical double layer capacitors (EDLC) gadgets for preserving energy. We also looked at how electrode materials are processed with a view to improve or maximise the supercapacitor performance. This review entails how several bio wastes has been singed, synthesized and utilized to produce activated carbon material for long lasting, low-cost and environmentally-friendly EDLCs via the processes of pyrolysis, carbonization, physical activation and/or chemical activation with reagents and then characterized to show attributes making them suitable for application in supercapacitor manufacturing. Some of the features making the samples suitable for use as EDLC electrode materials include pore structure, very large surface area, power density, energy density, pore volume, cyclic stability specific capacitance, iodine adsorption with other attributes. This work also showcases how the various properties were determined by different tests including Brunauer-Emmett-Teller-(BET), Fourier Transform Infrared-(FTIR) Spectrometry, Field Emission Scanning Electron Microscopy-(FESEM), Raman-Spectroscopy, Scanning Electron Microscopy-(SEM), Energy Dispersive X-Ray-(EDX), X-Ray Diffraction-(XRD), TGA-Thermo-Gravimetric Analysis, Cyclic Voltammetry-(CV), Transmission Electron Microscopy-(TEM), and other procedures.

Keywords: Activated Carbon, Supercapacitor, Biowaste, Carbonization, Capacitance, Cycling Stability

1.0 Introduction

As the population of the world increases, so is the corresponding need for energy. To alleviate this growing energy demand, the need to find techniques to recover or recuperate energy for reuse also comes to bear and hence the need for energy storage. Energy reservation lets our energy allocation develop more dependably and straightforward as our energy availability becomes cleaner with less toxic and less hazardous resources. The manufacture of energy storage devices has evolved from fuel cells and flywheels to batteries and to supercapacitors, which are one of the latest technologies in the energy storage system designed to use a combination of various carbon materials, including those possessing optimum quality activated carbon with exceptionally towering surface area as its electrode terminals. As the expended energy is recuperated, the electrolyte can rapidly charge with electrons and hold them with low leakage and a capacity significantly greater than its own mass. When it's time to release the stored energy, activated carbon makes it possible to do so quickly and with minimal energy loss, restoring the supercapacitors' optimum output capacity. This indicates

that the cell may be charged and drained thousands of times without losing its performance. Bio waste has been discovered to be a proven less-cost and sustainable source of activated carbon for the manufacture and production of the supercapacitor electrodes. A look into several natural materials already been researched in this regard is essential to widen our horizon on the subject matter and to recommend more areas to be explored as we continue in the journey of energy conservation.

2.0 Supercapacitors

Different producers make use of distinct terms to designate the word “supercapacitor”. While Nippon Electric Company (NEC) gadget’s foremost manufacturer in commercial quantity universally utilised the term “supercapacitor”, Pinnacle Research institute (PRI) used “ultracapacitors” to refer to the gadgets they produced for the United States defence (1). Many manufacturers have also used the term Electrochemical Double Layer Capacitor (EDLC).

For this work however, we shall be using the terms supercapacitor, electrochemical double layer capacitor or their short forms SC, & EDLC, interchangeably. On the same vein, the term “activated carbon” and “AC” are also used replaced with each other as we progress.

The supercapacitor (EDLC) is an electrochemical cell with an anode, cathode, a basic, acidic, or neutral electrolyte, and a partition (2) it also possesses an outstanding electrochemical solidity. extremely lofty power density and a very quick rate of charge/discharge capability (3, 11). The EDLC has aided in bridging the output interlude between batteries and fuel cells (4, 5, 6) by application of bigger surface area electrodes (terminals) and slimmer insulators as separators to produce greater capacitances. Although they are controlled by the same rudimentary calculations as ordinary capacitors (7), this makes it possible to save energy densities and power densities greater than those of typical capacitors and batteries (8).




Figure 1: Diagram of Supercapacitor (a) and Internal View of Supercapacitor (b) (117).

Because of its process of charge preservation, the EDLCs have a remarkably extended cycling life of over 500,000 cycles which notably higher when compared to other energy storage mechanisms. They can be deployed for uninterruptible power supplies (UPS), to power electric vehicles (EVs), memory support for computers, and several other gadgets that require enormous quantity of energy to be stored. They also exhibit a more or else unlimited cycle life and a large specific power density with a rapidity in storing and transmitting energy giving rise for an eruption of high current. EDLCs function with a greater output than batteries with outstanding charge and discharge work rate when subjected to strident circumstances even at cold conditions (9). The electrolyte ability to pile up charge via electrostatic attraction by separated electrode terminals is also invaluable to the SC’s functionality (2). Insufficient capability of energy-keeping implements most times inhibit ongoing technological breakthroughs in multiple research and production endeavours including transportation, renewable energy, defence and military hardware, handy electronics

gadgets and others. This hindrance prompted more research geared towards the development, design and mechanisms of asymmetric supercapacitors which can extend their power dynamism beyond the electrolytes' thermodynamic breakdown voltage by utilising two distinct electrode materials, providing a solution to the energy storage constraints of symmetric supercapacitors (10, 12).

2.1. Uses of Supercapacitors (EDLC):

Supercapacitors have many advantages, including safe technology, low maintenance, extremely prolonged cycle life, high energy transfer efficiency, low self-discharge, environmental friendliness, very less ESR, and large current, which allows for rapid charging and discharging power. It's an exceptionally preferred way to improve electrostatic charging and operating efficiency for electric vehicles and machines like in telecommunication, solar energy micro grids, electric mining trucks, tourist cars, golf carts, forklifts, ferry boats, cranes, and electric construction machinery. They can also be utilized in the following ways:

- i. **In concurrence with batteries (1):** Supercapacitors can be utilised for load-leveling (process of maintaining electricity on the system at time when there is less need and then supplying it at times of large need, giving peak power in gadgets such as laptops while minimising power demands on the battery and therefore increasing battery life.
- ii. **For powering electric vehicles (EVs):** They are also used to provide power for speeding up an acceleration process while allowing a major power source, such as a fuel cell, to dispense average power. When employed in electric vehicles, EDLCs allow energy to be retrieved when the brakes of the vehicle are operated, thereby uplifting the car's efficiency (13).
- iii. **In defence and military hardware:** They are deployed in the use of high-tech defence equipment including the Pulsed linear accelerator weapon and the Laser weapons (LaWs) employed by first-world countries. These laser-based weapons can annihilate the guided rocket bombs and aircraft of the adversaries. Because it is unfeasible to maintain a laser beam on a quick-moving target that is far such as a rival bomb or airship. As a result, the energy required to terminate the prey should be made available by utilising a solitary 10-100kW repetitive power supplied in a split-milliseconds. EDLCs are the only gadgets proficient in accomplishing this kind of jobs (14).
- iv. **Utilised in the transportation sector:** SCs has found use in rail guns, capa-bus. Aeroplane or ship's power generator electrical energy are preserved in EDLC stacks.
- v. **For portable mechanical equipment:** Supercapacitors are used in portable and specialized tools such as the sport welding gun and many other handheld mechanical equipment.
- vi. **As a buffer in a smart power grid:** SCs are very appropriate for use in the micro-grid's power standard adaptation implement to restore transition challenges such as rapid power failure and voltage swell caused by system failure because they can quickly soak up and deliver optimum electric energy. In order to ensure smooth grid voltage swings and voltage stability, EDLCs are presently being utilized to augment or assimilate electric energy, enhance extremely shielding of power, and dispense assiduous power support for active or reactive power recoument during the challenge of voltage sags (15).

Various devices used in storing energy are usually compared with reference to of their power density expressed in $W \cdot kg^{-1}$ and energy densities expressed in $Wh \cdot kg^{-1}$ using a chart called the Ragone Graph which showcases a practicable abstract of energy storage performance of the various energy storage gadgets as illustrated in figure 2.

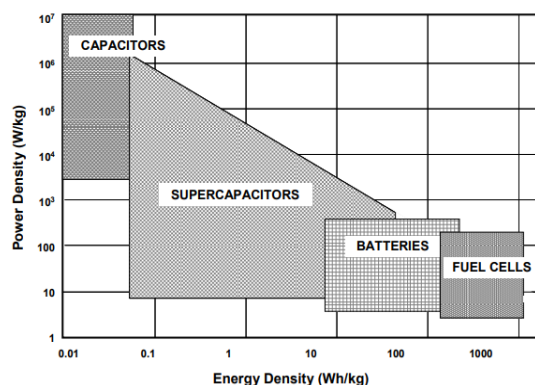


Figure 2: The Ragone plot (15).

3.0. Electrode Materials for EDLC

Several carbonaceous materials have been employed to fabricate electrode terminals for EDLC, these include activated carbon (AC) (16), carbon aerogels (17)(18);(19), carbon nanotubes (CNTs), carbon nanofibers(20);(21), and so on. With a conceptual capacitance of between 100 to 300Fg⁻¹, an AC exhibits an excellent cycling stability in several electrolytes (20). More recently, graphene nano-particles with two-dimensional layers of trigonal hybridized carbon were also discovered to possess a capacitance of 550Fg⁻¹ at a surface area of 2675m²g⁻¹ and desirable carbon electrode material for SCs (22),(23).

This work however focuses mainly on activated carbon materials especially the ones derived from natural, agricultural, and sea food leftovers that has exhibited attributes suitable for use as EDLC electrodes.

4.0. Activated Carbon (AC) As Electrode Material for EDLC:

Activated carbons (24) also known as activated charcoals are carbonaceous materials containing high physico-chemical steadiness, large potential to adsorb, lofty level of porosity and surface area, bigger mechanical strength, with high level of surface reactivity, The oxidation of the carbon atoms on the exterior and internal surfaces differentiate it from pure carbon. It is a black solid substance with a powdery appearance or grainy graphite that is often minutely-crystalline, odourless, and shapeless. It is a quasi form of carbon and a solid black material with a powdery appearance. Even at temperatures exceeding 3000°C degrees, activated carbon that is non-graphite can no longer be transformed into crystallized graphene (25); (26); (27). They are a type of carbon that has been tended to produce reduced, low-volume holes that expands the surface area within reach to attain chemical reactions or surface assimilation (28). They are manufactured from raw materials with inherent porosity, high carbon content, and filterability. The fundamental constituents must also be simple to activate and exist with least degeneration. Because of its supercilious nature of electrical conductivity, very low price, and optimal surface area, activated carbon (AC) has been utilized widely in EDLC electrode medium. Activated carbon been created at a temperature of 400°C using plantain (*Musa paradisiaca*) fruit stem and sample analysed to determine bulk density, moisture content, percentage of ash, and PH (30). This was achieved by using the sample to show that separate activating reagents such as H₃PO₄ and ZnCl₂ show varying effects on the sample. This also goes to show that the technique of activation either chemical or physical including the intensity of the activating reagents has effects on the description of the features of AC as outlined by studies (75); (77), while temperature has also been proven to have influence on the pore size, pore volume and ash content of AC (76). Because activated carbon also has several drawbacks, including poor energy densities, the use of rational pore size and distribution has been demonstrated to improve AC performance (31).

5.0. Activated Carbon (AC) from Bio waste Precursors for Supercapacitors:

While AC for supercapacitor electrode materials can be derived from coal (32) and petroleum coke (33), the practice is not sustainable as it constitutes environmental hazard, emission of greenhouse gases, depletion of the natural ecosystem and eventually leading to one of the world's greatest challenges which is global warming. The need for a more sustainable and eco-friendly raw material resulted in the exploration of natural and agricultural bio-wastes for activated carbon manufacture.

Research has identified a vast variety of left-over wastes from natural habitats, including agricultural wastes (34) such as crop/plants remnants, animal dung, inorganic materials (minerals), and sea shells that can be used as the activated carbon electrode medium for supercapacitors (25). The invaluable factors that dictate the choice of carbonic materials for EDLC terminals include: pore shape, surface area, conductivity, mean pore size, spread of the pore size, presence of electroactive elements and rate of dampness (18). The conversion of cheap and undesired waste into practical high-value adsorbent and high surface area carbon rich products for EDLC has greatly profitable to our ecosystem and saves money, as it converts unproductive, less-value left overs in the direction practical desirable adsorbent and high surface area carbonaceous products for SC. The production procedure for activated carbon should be modified in such a way that has the ultimate use in mind in order to achieve optimal goal. Activated Carbon has been manufactured for water contamination regimen utilization (35); (36), it has been employed for water percolation (37); (63), they also administered to get rid of odours, glaze the colour, and even eliminate precise mineral deposits from effluent and leachate (surface water) (38), then used for the adsorption test of Fe(III) (29), found use in methylene blue adsorption from effluent (waste water) (79). AC has been applied in gas capture (64); (65), and to reserve energy (9). Activated carbon has been produced for factory use (39), to safeguard the ecosystem (40); for alcoholic beverage purification (41) and for fuel storage (42). Carbon nanotubes (CNTs) from activated carbon have been explored in cancer therapy in addition to medicine delivery, lymphatic focused chemotherapy, photodynamic cure, and gene impairment remedy (43), detection of symptoms of cancer via CNT Biosensor, and AC nanotubes have been offered as an excellent procedure for detecting the possibility of irregular microorganisms' growth at an early stage of cancer. It has also been used medically as anti-poison (44); (45); (46). Activated carbon has also found use as efficient eliminator of p-nitro phenol from liquid solutions (47).



Figure 3: Activated Carbon Pellets, Powder and Granules.

Rotten Carrot showed immense promise as an activated carbon electrode material for use as EDLC electrode (48). The sample was conditioned, dried and the mashed decomposed carrot incorporated with $ZnCl_2$ then subjected to pyrolysis with N_2 at $900^\circ C$. Using chemical activation approach and the influence of activation temperature on pore size and surface-area, they utilized GEMINI V and the Micromeritics analysers, of which they discovered that the optimum activated carbon derived from the sample exhibited a towering surface-area of $1253m^2g^{-1}$ with pore-volume of $1353m^3g^{-1}$ ($0.95cm^3g^{-1}$). Their work also included the comparison of different electrolytes using conventional electrochemical delineation techniques as the combination was activated at varying temperatures ranging from $600^\circ C$,

700°C and 800°C. Thermo-gravimetric analyser (TGA) manufactured by Perkin Elmer was used to study the caloric robustness of the composition in a calefaction level stretching from normal temperature to 600°C, while the Horiba Yvon Raman spectrophotometer was deployed in the study of the vibrational response of the AC obtained at a scale of from 500 to 2500 cm^{-1} .

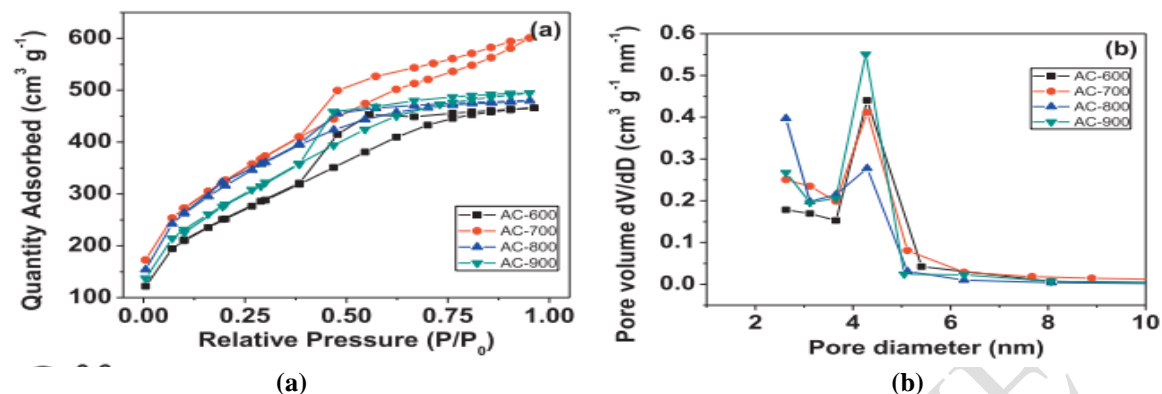


Figure 4: (a) Isothermic models of N_2 interface adsorption and desorption (b) pore diameter variation of activated carbons obtained at various degrees of singeing (48).

For the Field Emission Scanning Electron Microscopy-(FESEM) and Transmission Electron Microscopy-(TEM) analysis, the MIRA3 TESCAN and Technai G2 30 STwin, FEI equipment were used to study and classify the activated carbon surface structure, while the crystalline and nature of appearance of the produced specimen were looked into using XRD machine made by Bruker D8, USA at a scanning level of from 5 to 60°C at 0.02 steps and the performance of the improved AC were investigated in natural, moist, and ionic liquid form osmolarity. The results showed that in aqueous electrolyte, the AC-based electrode has the optimum determined capacitance of 135.5Fg^{-1} at 10mHz and the optimum determined energy of 29.1Whkg^{-1} at 2.2Ag^{-1} , as well as specific power of (142.5kWkg^{-1} at 2.2Ag^{-1}) in ionic form electrolyte with a liquid basis. These results demonstrate the suitability of the synthesized decomposing carrot materials for EDLC applications.

Activated Solar Carbons (ASCs) were created from Pecan nutshell left overs using a one-step physical burning cum synthetic activation with concerted insolation (sun energy) as heat source as a sustainable technique and successfully used them for supercapacitor applications for the first time (49). Two types of sun-energy-produced pecan carbons were formed including one from preliminarily-treated biowaste (t-APC), and the other from untended left overs (un-APC). The ASCs exhibited a well-proportioned surface porosity with a variety of features, which is created by insolation pyrolysis and activated with H_3PO_4 resulting in a BET-surface area of between 781 to $1085 \text{m}^2 \text{g}^{-1}$, and SEM pictures revealing the development of hollow pores. The formless nature of the activated solar carbons gotten from this process were verified using information from XRD-X-ray Diffraction. Also, a three-electrode method was utilised where the ASCs are electrochemically assessed in four aqueous electrolytes, yielding capacitances of 150 and 129Fg^{-1} in 0.5M sulphuric acid- H_2SO_4 with a bland eco-friendly 1M sodium acetate- CH_3COONa electrolyte respectively. 10% capacitance discharge was observed when the capacitance of 30Fg^{-1} at 0.5Ag^{-1} after 5000 cycles, exhibiting strong stability, including a wide voltage window with the 1M sodium acetate-(CH_3COONa)-electrolyte, they developed an irregular SC cells that outperformed many activated carbon products in the market. Via an extreme heat singeing and activating by KOH-doping, biowaste from 5 Tea leaves has been used to make activated carbons (50). The activated carbon manufactured formless in and exhibited hollow pores with tremendous surface areas around $2245 \text{m}^2 \text{g}^{-1}$ to $2841 \text{m}^2 \text{g}^{-1}$. The ACs so produced as electrode materials showed immense electrical activity and capacitance when permeated with moist potassium hydroxide

(KOH) electrolyte culminating to a peak capacitance of 330Fg^{-1} at 1Ag^{-1} current density. They also manifested rich electro-chemical cycling strength, with 92% of their beginning capacitance retentivity after over 2000 cycles. These results show that left over tea leaves can be used as a preferred source of carbonic material for favorable EDLC output and low-cost energy storage devices due to their desirable electro-active and capacitive features.

Another related research demonstrated how left-over tea leaves is processed to make activated carbon utilized in SC electrodes with desirable output in a simple, low-cost, and dependable manner. KOH activation was used to make activated carbon from waste tea at 800°C in a N_2 environment (82). The study's findings also revealed that pores were steadily distributed and consistent, resulting in a large specific surface area suitable for supercapacitor terminals application. At the mass proportion of activated carbon from tea-Act:potassium hydroxide-KOH 1:3, the greatest specific surface area of $1451\text{m}^2\text{g}^{-1}$ was recorded. The ACt exhibits perfect capacitive characteristics in H_2SO_4 electrolyte as electrode terminals, with a maximum value of 162.6Fg^{-1} as determined capacitance. As a result, leftover tea is being used to make scalable AC for EDLC with favorable output as low-cost energy storage devices.

Activated-carbon has also been fabricated from winemaking wastes such as bagasse (BAG) and cluster stalks (CS) after being activated chemically with KOH and the samples studied for EDLC applications (51). Extremely small pore structures were formed as a result of the activation procedure, with a type I isothermic flow for reduced incomplete pressures and a type IV isothermic flow for optimized pressures. The BET-Brunauer Emmett Teller surface area study revealed that particular surfaces of $2,662\text{m}^2$ and $1,861\text{m}^2\text{g}^{-1}$ for BAG and CS. SEM was also utilized to evaluate the specimen, revealing a high level of tainted degree of hollowness. The X-ray-photoelectron-spectroscopy with the Micro-Raman-spectroscopy examination divulged straps related with carbonic substance architecture interference. In a 1M KOH aqueous electrolyte, the electrochemical qualities of the resultant materials were examined for EDLC applications as supercapacitor electrodes.

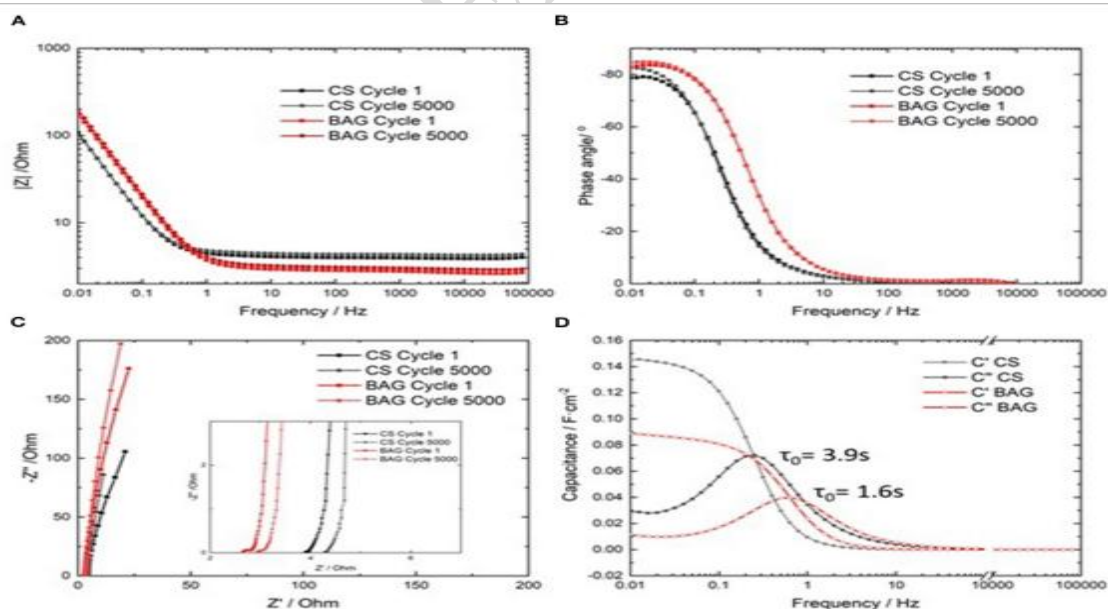


Figure 5: Between 1 to 5,000 adsorption–desorption-rotation, potentiodynamic spectroscopic findings for CS and BAG were obtained. (D) Impedance readings are subjected to a detailed analysis (51).

At a range of 0.1 to 1.0V, the determined capacitance of these biowaste-derived materials was 129Fg^{-1} at 10Ag^{-1} current density. A wet through electrode terminal showed stabilities of near 100% after 5,000 cycles for both samples thereby making them desirable for EDLC terminals use. Because of its stratified pore size spread, exceedingly big specific surface area (SSA),

and superb electric charge to electric potential ratio, left over waste to activated carbon (AC) conversion for supercapacitor applications has lately gained interest. And that is why in another experiment, waste papers from work places were used as a dextrin medium to obtain highly hollow activated charcoal for supercapacitor electrode use (52). The very tiny holes in the processed OPDAC-office paper waste-derived activated carbon material allow for simple ion movement and, increased the capacitance to 237Fg^{-1} at 1Ag^{-1} current density. The procedure resulted in an extremely high energy density of $31\text{Wh}\cdot\text{kg}^{-1}$ with a power density of $380\text{W}\cdot\text{kg}^{-1}$, including an extended cycle life of 95% after 3000 cycles. These significant electrochemical results gave rise to the application of used/left over office papers for energy storage gadgets such as the SC.

Melia azedarach (Chinaberry) stones have also been used to manufacture EDLC electrode material (53) resulting in a sample with energy bulk of $27.4\text{Wh}\cdot\text{kg}^{-1}$ and a power density of $110\text{W}\cdot\text{kg}^{-1}$ showing an electric charge to electric potential ratio of between 232 and 240Fg^{-1} at 1Ag^{-1} . The activated carbon which was suffused with KOH displayed a low level of ash at 0.7% which was greatly less than those found in other plant dry left overs. Here, the AC was made by activating the carbonised, clean *Melia azedarach* treated hydrothermally with KOH. Electrochemical tests were carried using 1M tetraoxosulphate (VI) (H_2SO_4) as the electrolyte in 3 and 2-electrode cells, 3EC and 2EC accordingly. The results also indicated that at 1Ag^{-1} , the optimal capacitance derived from the GCD-galvanostatic charge-discharge in 2EC was in the range of 232 to 240Fg^{-1} . And then at a power density of $110\text{W}\cdot\text{kg}^{-1}$, the highest energy density achieved was $27.4\text{Wh}\cdot\text{kg}^{-1}$. With increased presence of ash, the electrochemical impedance spectroscopy (EIS) displayed a rise in ESR-equal series resistance and RCT-charge transfer resistance. The electrochemical attributes of the AC gotten was then juxtaposed with that of other ACs generated from various bio left overs described in the recent literature, and the results revealed that are among the most desirable activated carbons for supercapacitor utilization.



Figure 6: Chinaberry (*Melia azedarach*) Stones fruit.

When seed shells from Argan (*Argania spinosa*) were investigated and synthesised, the outcome was activated carbons with the degree of capacitance comparable with the most recorded for ACs derived out of a wide range of bio waste raw materials that can be employed as SC terminals (electrode) (54). The selected sample which was activated with KOH showed that the researchers were able to obtain ACs with a surface area of up to $2100\text{m}^2\text{g}^{-1}$. With a 3-electrode cell and 1M H_2SO_4 as electrolyte and a combination of Ag and AgCl as primary electrode. Because of the carboxylic groups in the structure surface blocking electrolyte compound moving into the hollow pores, the resultant O-doped AC had a minimum capacitance level of 259Fg^{-1} at $125\text{mA}\text{g}^{-1}$ and capacity retention of 52% at 1Ag^{-1} . Due to its well-developed micro-mesoporosity and the pseudo-capacitance effects of N-functionalities, the N-rich AC had the optimal capacitance of 355Fg^{-1} at $125\text{mA}\text{g}^{-1}$ with the largest determined capacitance retentivity of 93% at 1Ag^{-1} and this disposition with regards to capacitance was comparable to that of other porous ACs manufactured from other natural waste materials heralding a positive outlook.

P. K. Jha and V.K. Jha (55) in their work which extensively investigated the features of iodine adsorption on activated carbon produced from *Spinacia oleracea* (Spinach) leaves deploying the optical-microscopy, FTIR spectroscopy, XRD-analysis, and the methylene-blue-adsorption procedures to investigate the spinach leaves powder after activation with concentrated H_2SO_4 . Specific surface area of $499\text{m}^2\text{g}^{-1}$ was achieved when the methylene blue adsorption process was deployed and the iodine adsorption was assessed by adsorbent application rate, pH discrepancy level, concentration level of I_2 , and contact time. The Langmuir model was used to match the adsorption process with a constant rate of $0.00305\text{g}(\text{mg}\cdot\text{min})^{-1}$, it was governed by quasi kinetics. The greatest rate of adsorption was $909.091\text{mg}\cdot\text{min}^{-1}$ at pH10, with a G value of $-25\text{kJ}\cdot\text{mol}^{-1}$, showing that the physical/chemical adsorption process had been confirmed.

On their part, Ou *et al.*, (56) utilized the searing of spinach leaves followed by activation with KOH to manufacture hierarchical activated carbon (HAC) with big surface area. Electrochemical procedures, FESEM, FTIR, including Nitrogen adsorption were administered to identify the resultant carbonic end item. Exhibiting a high BET-surface area of $2616\text{m}^2\text{g}^{-1}$ with a very high quantity of functional groups with oxygen, the AC showed a big number of microscopic pores, an average aggregate of pores with moderate dimensions, and a small number of larger-sized pores. In a 2 mol/L KOH electrolyte, the AC terminals has a good EDLC-capacitive behaviour, with a measured capacitance value of 238Fg^{-1} . The supercapacitor made up of the AC from the dried spinach leaves had a soaring energy-density of $10.1\text{Wh}\cdot\text{Kg}^{-1}$ at 0.5Ag^{-1} current-density and tremendous cycling ability throughout a potential value of 0 to 1.2V for 2,000 cycles.

Electrochemical stratification of carbonic material obtained from coffee seed shells for symmetric EDLC electrode usage was developed (57). The activated carbons procured from the pyrolysis of coffee shells which were frother-free (without pores) was treated with ZnCl_2 , and exhibited a wafer-like shape, whereas the ones from the ZnCl_2 -treated coffee shells have a loose, shattered outlook with no definite shape, judging from the scanning electron microscopy images. X-ray diffraction analysis revealed the presence of microscopic regions of synchronous and consistent layering of graphene layers. The AC showed a medium surface area of $842\text{m}^2\text{g}^{-1}$ and a micropore area of $400\text{m}^2\text{g}^{-1}$. According to cyclic voltammetry examination, the specific capacitance was 150Fg^{-1} , making it useful as SC electrode terminal. When Awasthi *et al.*, (58), blended and probed *Wisteria sinensis* seeds to herald the manufacture of activated carbon medium suitable for supercapacitor utilization, which led to their discovery that when compared to a fresh specimen of the mashed specimen, the resultant AC displayed a very large surface area with scattering mesopores and towering mass production of up to 8.4% after been singed. It was also found out that at room temperature of 23°C (73.4), the AC electrode produced a large capacitance of 110Fg^{-1} in H_2SO_4 (sulphurous) electrolyte and 88Fg^{-1} in a neutral electrolyte containing potassium hexacyanoferrate III- $\text{K}_3[\text{Fe}(\text{CN})_6]$ at a current density of 0.5Ag^{-1} ; and then at a scan rate of 100mVs^{-1} , the CV-loop revealed good cycling strength for the two electrolytes after 400 cycles making the AC desirable for EDLC usage.

At incineration temperatures of between 600 to 800°C , grape seeds which are derivatives of the wine production were employed as a precursor for chemical activation of ACs using either K_2CO_3 or KOH thereby fabricating activated carbons with high surface areas of over $1200\text{m}^2\text{g}^{-1}$ (59). The BET-surface area of the ensuing ACs were remarkably affected by the carbonization temperature as well as concentration of the activation indicator solution. The optimal carbonization temperature for obtaining the biggest surface areas for both K_2CO_3 and KOH was 800°C . These features show the usability of the AC for supercapacitors.

Misnon *et al.*, (60) in their investigation, developed activated carbon suitable for EDLC application from oil palm (*Elaeis guineensis*) kernel shell (PKS) which were physically and

chemically treated and electrochemically kept in 3 varying liquid electrolytes viz: 6M KOH, 1M Na₂SO₄ and 1M H₂SO₄. The Coin type cells designated “CR2032” with PKS ACs electrodes divided by a fibre glass segregator and electrolyte were used as quantification gadgets. The operational features for these devices were H₂SO₄-1.0V, KOH-1.2V, and Na₂SO₄-2.0V. The Na₂SO₄ electrolyte showed the optimum energy density, with a power density of 300Wkg⁻¹ (7.4Whkg⁻¹). The device cycling strength was checked by replicating 3500 rotations in a small current solidity of 0.5Ag⁻¹, specified capacitance reservation in all devices fluctuating between 78 to 114%.

In a related research, pyrolysis of Oil palm shell resulted in activated carbons with a carbon output of 38% and useful as SC electrode material (61); (10). KOH was used for the chemical activation and physical activation at 850°C produced an AC showing a determined surface area of 1295.20m²g⁻¹, with 9.4% quantity of ash and 13.6% volume of water. Chemical activation with ZnCl₂ and physical activation at 850°C formed activated carbon with a specific surface area of 743m²g⁻¹, 14.5% amount of moisture, and 9.0% level of ash.

Activated carbon with a pore size of 90nm and a BET-surface area of 301.482m²g⁻¹ and suitable for employment as EDLC terminals was earlier manufactured from waste palm kernel shells by a burning procedure at 400°C by Tetra *et al.*, (62). Carbon from the left over PKS-palm kernel shells were dispersed on the top of a carbon tissue, with the carbon tissue as well as the PKS carbon mass ratios varying. According to the findings, the capacitance-value was enhanced to 1331.8F in the rolling method with the inclusion of PKS carbon mass which has greater capacitance values than the plate or sandwich methods. Other palm bio-waste were also investigated mainly for energy storage by Ayinla *et al.*, (35), due to its lignocellulosic composition.

Ahmed *et al.*, (63), incorporated the same amount of Palm kernel shell and coconut shell to formulate activated carbons for EDLC electrode and utilized a minimal cost microwave-assisted activation procedure to manufacture the AC in a substantially reduced time of between 5 and 10 minutes. The specimen for the supercapacitor electrode was activated with nanoparticles of KOH and NiO as fillers. The physical characteristics, surface chemistry, microstructure, shape, and electrochemical features of the manufactured activation carbon were investigated using following: SEM, EIS-Electrochemical Impedance Spectroscopy, FTIR-Fourier Transform Infrared Spectroscopy, X-Ray-Diffraction (XRD), CV-Cyclic Voltammetry, including TGA-Thermo-Gravimetric Analysis and the outcomes show that the activated-carbon for supercapacitor electrode has positive current reaction.

Still on oil palm by products, the use of Aqua fortis-HNO₃ as an activating agent on carbonised oil palm shell (66) was also successful in increasing the physical features of the AC including its BET-surface area, porosity, and as nitric acid was also found to be effective in getting rid of impurities such as Si, Al, K, and Fe out of the face of the AC from the oil palm shell.

Physiochemical process has also been initiated to formulate activated carbon derived from palm-date pits (67) for SC use. Accordingly, the BET-Brunauer Emmet Teller procedure was applied whilst the following outcome ensued: - total pore volume of 0.67cm³g⁻¹, surface area of 1,237.1m²g⁻¹, pore size of 2.16nm and Langmuir-surface area of 1,856.6m²g⁻¹ were arrived at.

The Boehm titration; BET-Brunauer-Emmett-Teller; EDX, SEM-Scanning Electron Microscopy; FTIR-Fourier Transform Infrared Spectrometry; Raman-Spectroscopy including the TGA-Thermo-Gravimetric procedures were all deployed to study and distinguish AC made from rice husks which was activated using two varying activating reagents KOH and NaOH (68). They found out that the proportion of saturation of the KOH and NaOH has a consequence on the surface feature of the AC was remarkable. Because, the greater KOH/NaOH ratios than 1.33 resulted in micropore volume of from 1.425cm³g⁻¹ to 1.432cm³g⁻¹ and bigger surface-area of between 2990 to 3043m²g⁻¹, microporous surface areas of from 2747 to 2831m²g⁻¹, including capacitance greater than 100 Fg⁻¹. The specific

surface area and pore volume of the activated carbon sample produced with basic hydroxide/char at 3.0 and KOH/NaOH at 0.5 were $2365\text{m}^2\text{g}^{-1}$ and $1.2002\text{cm}^3\text{g}^{-1}$; while the maximum determine surface area of $3043\text{m}^2\text{g}^{-1}$ and pore volume of $1.7212\text{cm}^3\text{g}^{-1}$ are obtained when alkali hydroxide/char was at 3.5 and KOH/NaOH at 1.33 were employed. The AC specimen was made up of more than 94 percent carbon, 5 percent oxygen content, and very small amounts of other constituents as formed, with particle sizes fluctuating around 20 to 60nm for Cl, Fe, Si, and Cr. With maximum capacitance obtained in the 0.5M K_2SO_4 electrolyte at 205Fg^{-1} at a scan rate of 2mVs^{-1} and 225Fg^{-1} with a current density of 0.2Ag^{-1} all of the AC samples displayed great capacitance levels when employed as an SC terminal for EDLCs.

Li *et al.*, (69), explored use of gulfweed waste as AC source for SC terminals utilization by subjecting the samples to electrochemical performance examination deploying galvanostatic charge–discharge and cyclic voltammetry. The produced AC3155 has the largest gravimetric capacitance, at a current-density of 0.05Ag^{-1} , with a determined capacitance of 395Fg^{-1} was obtained in 6M KOH. Further investigation revealed that when the current density rose, the capacitance started dwindling constantly. The capacitance retention after 10,000 cycles was 92% at a current density of 2.5Ag^{-1} .

Supercapacitor electrode material was derived from corn syrup with high fructose content (70). The AC manufactured exhibited a large BET-surface area of $1473\text{m}^2\text{g}^{-1}$ with had a globe-shaped architecture. The investigation also showed that as the time of activation is extended, the BET-surface area with the fragment of the micropore is also enlarged. The EDLC cells were of the two electrodes symmetrical category and were built using the prepared activated carbons as electrodes and a 6M KOH aqueous solution as electrolyte. The supercapacitor cells' electrochemical performance was explored; showing a result that as the total surface area increases, the specific gravimetric capacitance increases, implying that the activation time is important in managing the pore attributes of ACs with the electrochemical characteristics of supercapacitor cells made from activated carbons. The greatest specific capacitance and energy density was arrived at 168Fg^{-1} at 0.2Ag^{-1} electric current-density and 4.2Whkg^{-1} at 1.5kWkg^{-1} power density.

When Willow wood was tested as an activated carbon source for EDLC, it resulted in desirable outcomes by Phiri *et al.*, (71), the outcome revealed that considerably large surface-area of $2,800\text{m}^2\text{g}^{-1}$ with a pore-volume of $1.45\text{cm}^3\text{g}^{-1}$, as well as the coexistence of micropores and mesopores, are essential for outstanding electrochemical performance. This carbonic specimen was investigated as a supercapacitor electrode and it demonstrated a lofty specific-capacitance of 394Fg^{-1} at a current-density of 1Ag^{-1} and good cycling stability, retaining 94% capacitance after 5000 cycles at a current-density of 5Ag^{-1} in a 6M KOH electrolyte. In a uniform two-terminal complete cell arrangement with 1M sodium sulphate- Na_2SO_4 -electrolyte and a improved working-voltage of 1.8V, the produced carbon material likewise demonstrated good rate performance. More features showing the sample's desirability for EDLC electrode use was that the result further revealed that the manufactured symmetric cell's optimum energy density was 23Whkg^{-1} and power density was $10,000\text{Wkg}^{-1}$.

Another team investigated the output of ACs formulated from fruit aridity bio wastes for SC utilization by deploying physical and chemical processes (72), and the performance of ACs electrode synthesised from two varying dried fruit left-overs via a hydrothermal carbonization-HTC at 250°C for 30 minutes under nitrogen, then further activated at 900°C with phosphoric acid to create ACs and chemical activation process is investigated in this study. The two commercial fruit dehydration wastes produced ACs (AC-CSOS & AC-BSOS) are with varied pore properties, with the AC-CSOS having a bigger number of microporosity diversity and a enhanced surface area compared to the AC-BSOS. To test their performance as terminals for supercapacitor (SC), the ACs were placed in a symmetrical EDLC. The EDLCs gotten from AC-CSOS had a greater degree of output showing a capacitance of up to 48Fg^{-1} . These AC electrode-terminals produced were juxtaposed with many bio-waste-

derived electrode-terminals utilized for EDLCs, but greater surface alchemy and surface area increases are required to outperform some of the best ACs and customised carbon materials in this application.

Despite the fact that there have been several studies and experiments on activated-carbons, only just few investigations have examined the relationship amongst pore shape with electrochemical attributes when deploying commercially available AC electrode-terminals. Park *et al.*, (10) studied the design of long-lasting supercapacitors with great ratio of electric charge to a difference in electric potential by utilizing ACs with contrasting pore structures from oil palm (OP) and Petroleum coke (CK). Four types of supercapacitors-SCs were fabricated through the employment of ACs with varying pore architecture formed with petroleum coke-CK and oil palm-OP specimen, analysed to arrive at the process for boosting the cycling solidity with determined capacitance at 3.0V including SCs employing 1.0M SBPBF₄-spiro-(1,10)-bipyrrolidinium tetrafluoroborate in C₂H₃N-acetonitrile. The outstanding performances were obtained from a merger of negative OP with positive CK-AC-terminals. The appropriate concept for detailing the outstanding SC is recognized as increased mesopore segment of negative plate and larger permeability of positive electrode than its counter electrode, relying on capacitance, hollowness of the ACs, potential with surface-area distribution function of both electrodes, and impedance components. During cycling strength testing, EDLC constructed of a negative OP-AC-electrode with a bigger mesopore part demonstrated constant voltage and capacitance of the positive and negative plates. In contrast to EDLCs with negative CK-AC-electrodes that have a higher micropore composition, these results were obtained by reducing the catalyst layer exfoliation and adding minimal quantities of charge transfer or diffusion resistance.

Using natural precursors, a simple template-free and minimal cost technique was administered to make advanced porous hierarchical activated carbons (HACs) formulated from agrarian debris with varying cellulose contents such as corn leaf with 38.2wt % cellulose, 44.5wt% hemicellulose, 6.6wt% lignin, corn cob with 34.3wt% cellulose, 43.1wt% hemicellulose, 16.5wt% lignin, and wheat straw 43.2wt% cellulose that demonstrated characteristics of electrode materials for high-performance EDLCs (31). Wei *et al.*, (31) posited that the HACs which were amorphous have exciting physical features such as larger BET-surface area and improved conductivity that are very convenient and efficient when applied as supercapacitor terminals.

Graphical Abstract

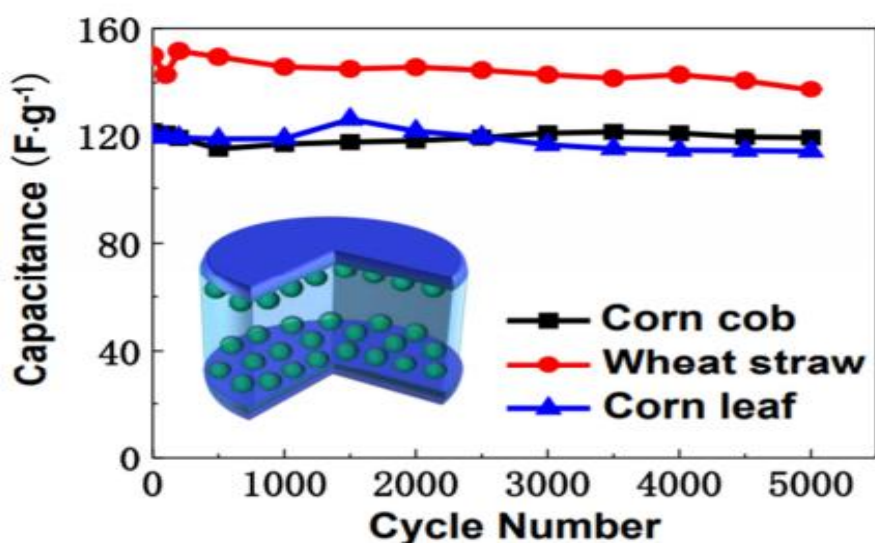


Figure 7: Capacitance versus Cycle Number of HACs (31).

This applied a two-step procedure using a KOH solution as a pre-treatment, cellulose (the solid residue) was separated from lignin and hemicellulose (the filtrate) in the biomass in the first step. The residue and the filtrate were both subjected to direct pyrolysis in the second step, resulting in an interconnected pore network structure. FESEM-field emission scanning electron microscopy small charts were deduced from the FEI Apreo instrument to characterise the samples. The Hitachi HT7700 was used for transmission electron microscopy-TEM. The XRD study was performed on a Shimadzu XRD-6100 using Cu-K α -radiation ($\lambda=0.15406\text{nm}$) with a sampling frequency of $2\theta/\text{min}$. A Renishaw in Via Microscopic confocal laser Raman-spectrometer with a 532nm excitation-laser were used to obtain the Raman spectra. The XPS measurements were carried out using a Mg K α source on an Axis Ultra XPS equipment. To reduce the sample charge effect, the binding-energy were adjusted by referencing the C1's highest figure at 284.6eV. Quanta chrome Autosorb-iQ Station was used to quantify BET-Brunauer-Emmett-Teller the resultant large BET-surface area and N $_2$ adsorption and desorption isotherms at -196°C . The samples were then degassed at 423K under vacuum before being measured.

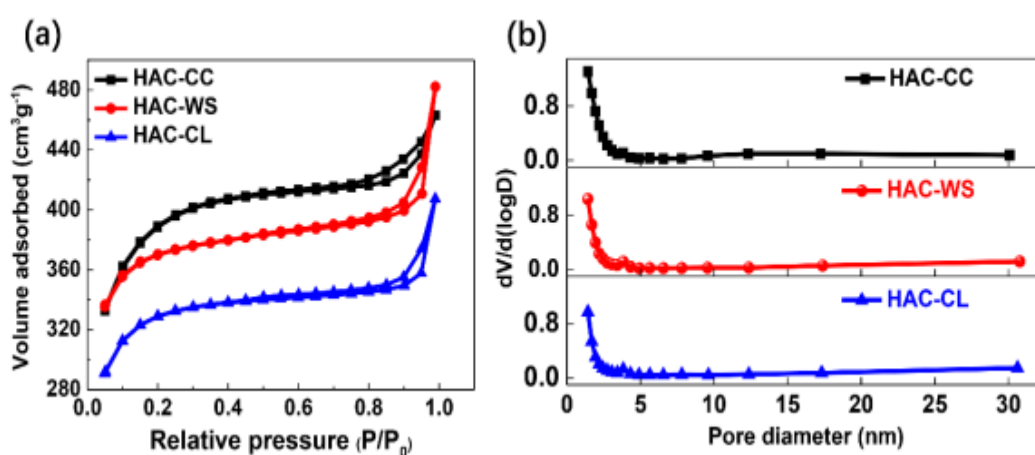


Figure 8: (a) N $_2$ adsorption-desorption isotherm models (b) 3 HACs' (CC,WS &CL) pore diameter dispersion (31).

The electrochemical characteristics of these HACs vary depending on the oxygen and nitrogen doping levels, which alter their wettability and electrical conductivity. For instance, at a current-density of 1Ag^{-1} in 6M potassium hydroxide-KOH, HAC from Wheat Stalk exhibited the largest determined capacitance of 225Fg^{-1} , compared to the capacitance of 200Fg^{-1} gotten for HAC from Corn Leaf (0.30% nitrogen and 13.60% oxygen) and 198Fg^{-1} for HAC Corn Cob (0.25% nitrogen and 10.92% oxygen) with a high content of 0.41% nitrogen and 24.11% oxygen exhibited a capacitance of 198Fg^{-1} . In 1M TBAPF $_6$ electrolyte, a HAC-WS based supercapacitor provides 72.2Whkg^{-1} at a power density of 1547.6Wkg^{-1} and when the power density is 50953.8Wkg^{-1} , it maintains 51.1Whkg^{-1} energy density. The surface areas derived for the Corn leaf, Corn cob, and wheat straw samples were $200\text{m}^2\text{g}^{-1}$, $198\text{m}^2\text{g}^{-1}$, and $225\text{m}^2\text{g}^{-1}$ respectively. These outcomes show features that these farming residues and refuse transformed to cheaper high-value-added carbon sources for EDLC usage are very desirable.

Physical activation by utilization of CO $_2$ -carbon dioxide gas as activator in the range of $750\text{-}900^\circ\text{C}$ and chemical activation by administering of KOH (potassium hydroxide) processes were utilised in making an activated carbon from coconut husks (73). The density, thermogravimetry analysis, degree of micro-crystallinity, surface shape, chemical components, and surface area of the carbon electrode were all used to describe its physical attributes. X-ray Diffraction, scanning electron microscopy, and energy dispersive spectroscopy were used to examine the crystallinity, surface morphology, and chemical

content of the AC electrode. A two-electrode system was used to examine the electrodes' electrochemical properties, while cyclic voltammetry was used to establish the electrodes' capacitive qualities. The activation (physically) at increased Celsius degree resulted in the dispersal of all of the vaporous materials while adding the char quantity thereby resulting in a surface area of the electrodes hovering around $823\text{m}^2\text{g}^{-1}$ and $1033\text{m}^2\text{g}^{-1}$. The AC's electrochemical features revealed exceptional supercapacitor cell capacitive abilities, with a very high specific capacitance of 184Fg^{-1} .

Another related study developed EDLCs using activated carbons from agrarian left overs such as maize stalks, giant miscanthus, and wheat stalks (74). Burning after decomposition as well as activation contributed to economically valuable determined surface areas exceeding $2000\text{m}^2\text{g}^{-1}$ and capacitances of greater than 120Fg^{-1} that exceeded those of commercial activated carbon. The high electrochemical performance of herbaceous biomass-derived activated carbons suggested that waste maize stalks, biomass are viable in making energy storage materials. The electrolyte used for the CR2032 coin cells was tetraethyl ammonium tetrafluoroborate in acetonitrile (1M TEABF_4 in ACN). Cyclic voltammetry-CV was used to assess the capacitive attributes of the various activated carbons by deploying a VSP potentiostat (Biologic, France). The CV was repeated at various rates in the potential difference of around 0V to 2.7V . Charge-discharge tests at varying current densities were carried out utilising a tester Hi-EDLC-16CH (produced by Human Instrument Co., Korea). The cycle qualities were further tested for 2200cycles at a current-density of 5mAcm^{-2} .

They calculated the gravimetric-specific-capacitance (C_{sp}) thus:

$$C_{sp} = \frac{2 \cdot I \cdot \Delta t}{m \cdot \Delta V}$$

Where C_{sp} stands for gravimetric-specific-capacitance (Fg^{-1}), I for discharge-current (A), t and V for time (s) and potential window (V), and m for the mass of a single electrode, respectively.

From an economic and environmental standpoint, extracting activated charcoal from plant organic wastes is advantageous due to the ease of managing biomass and the low cost of manufacturing AC.

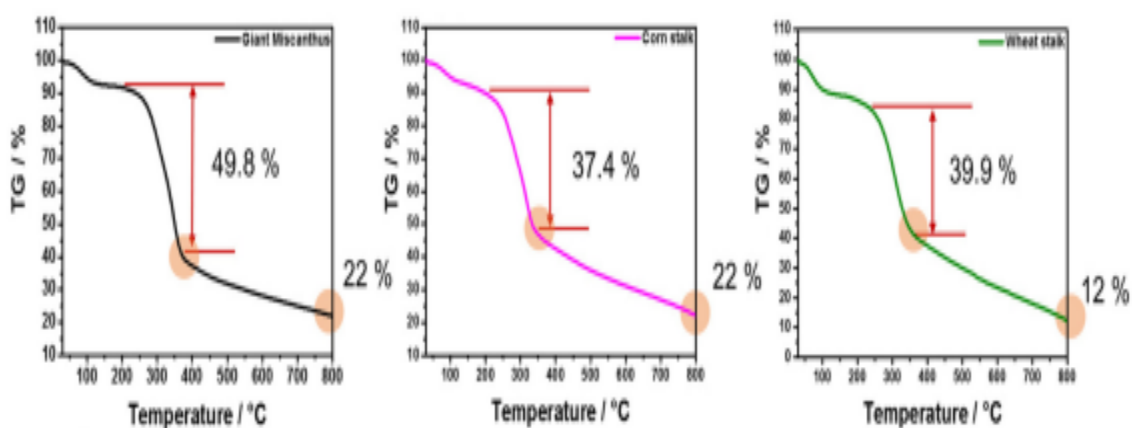


Figure 9: Thermogravimetric profiles of giant miscanthus, corn stalk, and wheat stalk materials heated from 30 to 800°C at a singeing rate of $3^{\circ}\text{C min}^{-1}$ with N_2 doping (79).

Borghesi *et al.*, (79), created activated carbon from oak seeds using KOH activation for EDLC electrode. Before the KOH activation, the carbonization process was used at temperatures ranging from 450 to 750°C , yielding the biggest pores volume of $1.554\text{cm}^3\text{g}^{-1}$ and the largest surface area of $2896\text{m}^2\text{g}^{-1}$. The generated AC exhibited a capacitance of 551Fg^{-1} at a current-density of 1Ag^{-1} and 96% determined capacitance was retained after 5000 cycles at a current density of 10Ag^{-1} when used as a SC electrode in 1M sulfuric acid electrolyte.

The "Egg-Box" paradigm was used when activated charcoals obtained from the carbonization of sea weed (consisting of microcrystalline domains) were researched (80). The process applied resulted in mesopores with a surface-area as high as $3270\text{m}^2\text{g}^{-1}$, with small mesopores providing 95% of the surface area. When employed as terminal for materials for EDLC, this unique pore structure demonstrates remarkable flexibility, especially at high charged-discharge rates. This formation of AC with less mesopores assisted by a "egg-box" model for optimum performance EDLC showed that in $1\text{M H}_2\text{SO}_4$ and $1\text{M TEA BF}_4/\text{AN}$, the porous carbon has gravimetric capacitance values of 425 as well as 210Fg^{-1} with a volumetric-capacitance values of 242 and 120Fcm^{-3} . The resulting capacitances in the watery and natural electrolytes even remained at 280Fg^{-1} (160Fcm^{-3}) at 100Ag^{-1} and 156F (90Fcm^{-3}) at 50Ag^{-1} , indicating remarkable high-rate capacitive performance.




Figure 10: (a)The SME technique for nanoporous carbons is based on a "egg-box" concept of $(\text{C}_{12}\text{H}_{14}\text{CaO}_{12})_n$ -calcium alginate in seaweed (*Undaria pinnatifida*), a brown seaweed. (b) A cross section of the cell walls as seen using transmission electron microscopy (TEM). (c) The "egg-box"-structure is formed by cation binding in alginate. (d) Diagram of $\text{C}_{12}\text{H}_{14}\text{CaO}_{12}$ -based SME approach for building porosities and microporosity on seaweed-derived carbon strands (80).

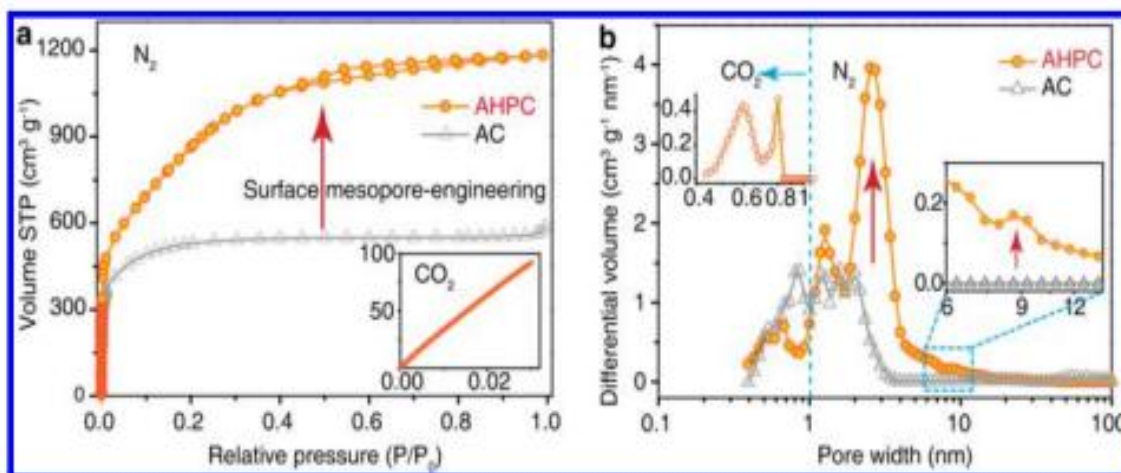


Figure 11: Comparison of pore characterisation of carbonic materials formed from *Undaria pinnatifida* treated with SME-(AHPC) versus untreated with SME-(AC). (a) Adsorption-desorption isotherms for nitrogen on the AHPC and AC at 77.4K. The CO_2 surface assimilation isotherm in the AHPC at 273.2K is shown in the inset. (b) A slit-pore DFT style was deployed in order to measure the pore-size spread. The AHPC contains a considerable number of mesopores with a diameter of 24nm (81).

Krishna *et al.*, (81), on their part, researched activated-carbon material from Kusha grass-*Desmostachya bipinnata* for improved supercapacitor performance. They reported fabricating an AC with optimal capacitance from Kusha grass left-overs via a chemical methodology followed by KOH activation. Raman-spectroscopy, XRD-X-ray powder diffraction, as well as TEM-transmission electron microscopy methods were utilized to confirm the viability of the AC. Also, UV (visible spectroscopy) with FTIR were employed to investigate the chemical attributes of the prepared specimen. The Brunauer–Emmett–Teller approach was deployed to ascertain the BET-surface area and permeability of the as-synthesised material, while the electrochemical tests were performed via CV-cyclic voltammetry as well as galvanometric charging/ discharging-GCD procedures. Furthermore, in the voltage-window extending between 0.35 to +0.45V, the as-synthesised AC material has an uttermost capacitance of 218Fg^{-1} . In the same working potential window, the AC has an exceptional power-density of 277.92W.kg^{-1} and energy-density of 19.3Wh.kg^{-1} and then demonstrated excellent capacitance confinement even after 5000 cycles.

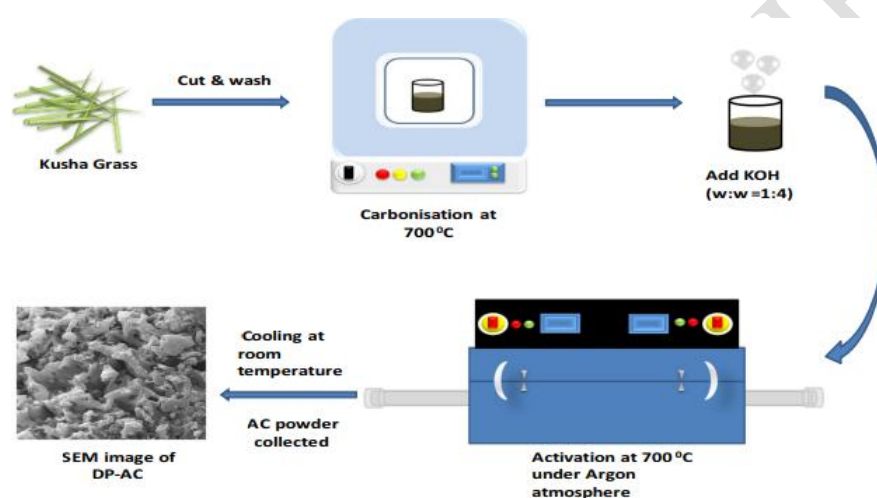


Figure 12: The key procedures for the manufacture of AC from Kusha grass is depicted in this diagram (81).

The manufactured SC from the Kusha grass-*Desmostachya bipinnata* AC (DP-AC) electrode has a towering energy-density and power density, a strong capacitance retention at incredibly high charging/discharging rates and great cycling stability. Due to its exceptional electrochemical qualities and shows great promise when been used in supercapacitor applications.

Economical AC from bio-degradable-base for amplified features and optimal capacitance of proportionate SCs were studied (83). In this experiment, chemical saturation of ZnCl_2 at one-phase consolidated incineration at a very-high degree were utilized to probe the biodegradable raw material AC with a methodology that is a straightforward and less cost easy. The raw materials' self-bonding features were used to manufacture AC in the form of a standing stone. Varying intensity of chemical content can considerably enhance the specimen characteristics of amorphous carbon structures with pretty favorable formless architecture. The specific capacitance derived was 145Fg^{-1} while the largest surface area derived was $1129\text{m}^2\text{g}^{-1}$, at a constant current-density of 1.0Ag^{-1} , the sample exhibited excellent electrochemical efficiency. In addition, in $1\text{M H}_2\text{SO}_4$ aqueous electrolyte, the maximum energy-density was reported at 16.25Whkg^{-1} , with an apex power-density of 82.70Whkg^{-1} . These findings support a less-cost and straightforward technique for manufacturing bio-degradable-base AC as an electrode-terminal to improve supercapacitor capacitance.

Zeng *et al.*, (84), examined the use of carbonic mudstone with lignin-formed AC in EDLC electrodes. According to the research, activated carbonaceous mudstone and lignin-derived carbons (ASLDC) are a new type of economical, plentiful-resources, and nature friendly carbon materials produced from a carbonaceous mudstone and lignin mixture, and their electrochemical properties have been investigated. The ASLDC were successfully synthesised after being activated with HNO_3 .

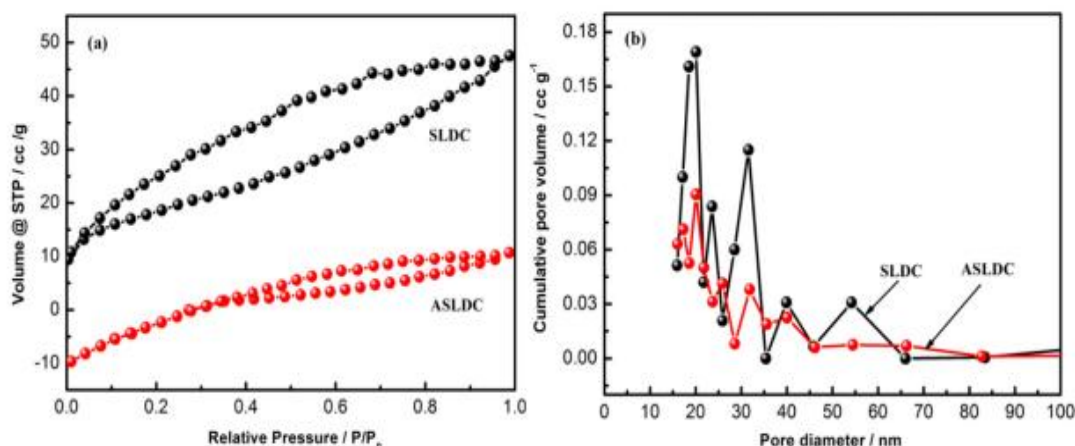


Figure 13: (a) N_2 adsorbent isotherm (b) pore diameter dispersion (BJH) of the SLDC and ASLDC surface functionalization (84).

Physical and electrochemical tests they carried out showed that the ASLDC electrode has porous structures and excellent electrochemical behaviours, with a determined specific-capacitance of 155.6Fg^{-1} when deployed as supercapacitor electrodes, three times greater than the untreated carbon electrode. In addition, the ASLDC electrode has a low charge transfer resistance of around 0.6. The ASLDC electrode supercapacitor has a good cycle life of 5000 cycles and charge/discharge experiment shows that the ASLDC electrode has good capacitive properties from the findings which also shows that as-prepared eco favourable, sustainable and financially viable, AC is a potentially positive electrode material for high-performance EDLC, as well as other energy storage devices.

Rawal *et al.*, (85), examined the classification and synthesis of activated carbon produced from the wastes of *Saccharum Bengalese* leaves for electrochemical SCs using a low-cost and extremely simple activation process with ZnCl_2 as activating agent. For the first time, *Saccharum Bengalese* derived activated carbon (SbAC) has been used as the electrode material in EDLCs. FTIR-Fourier Transform Infrared Spectroscopy, XRD-X-ray diffraction, FE-SEM-Field Emission Scanning Electron Microscopy, BET-Brunauer-Emmett-Teller surface area, Raman spectroscopy was used to depict the vibrational response, surface architecture and surface morphological research of the SbAC. In aqueous electrolyte (1M Li_2SO_4) for 1.6V operating voltage, electrochemical measurements show that the Sb AC produces a optimum distinct capacitance of 102.6Fg^{-1} when screened at 2mV/s. The large surface area of $2090\text{m}^2\text{g}^{-1}$ with pore volume of $0.281\text{cm}^3\text{g}^{-1}$ of the material resulted in its improved capacitance. During 120,000 cycles in 1M Li_2SO_4 based electrolyte. The SbAC shows outstanding rate capability and great cycling strength. Their findings suggest that SbAC has good electrochemical attributes when employed for energy storage purposes.

Chemical and physical activation ACs gotten from paper flower to produce high-capacitance porous carbons for long-term applications via carbonization was achieved through chemical and physical activation, resulting in porous carbon nanosheets (86). In this research, XRD, FTIR, Raman-spectroscopy, XPS-X-ray photoelectron-spectroscopy including N_2 adsorption-isotherms were exploited to describe the structural make-up of the as-prepared ACs. Also, SEM with TEM procedures were applied in order to conduct related morphological

examinations. The activated carbons developed exhibited a very large surface-area of up to $1801\text{m}^2\text{g}^{-1}$ and a carbon layer with optimal carbonic architecture, making them suitable for energy storage application and uses. They utilized a 3-electrode cell in 1M moist H_2SO_4 electrolyte to perform potential static with galvanostatic measurements, achieving specific capacitances of 118, 109.5, 101.7, 93.6, and 91.2Fg^{-1} at 1, 2, 4, 8, and 12Ag^{-1} , respectively. At 12Ag^{-1} , the stability was evaluated to 10,000cycles with retentive of the capacitance reaching 97.4%. This work showed thatPFC-800-activated-carbons can be utilized optimally as a veritable terminal material for a supercapacitor when physically activated at $800\text{ }^\circ\text{C}$.

6.0. CONCLUSION:

Abundant inference from findings has shown that bio wastes present an economical, less hazardous, environmentally-friendly and sustainable source of activated carbon material highly suitable for supercapacitor electrode manufacturing. Despite the wealth of research in this regard, several other natural products left-over materials abound that are yet to be investigated for the purpose of utilization in sustainable energy storage gadgets. Since energy storage is an emerging technology with promising utilisation of diverse bio wastes for its component production process, research into more possible materials should be encouraged as our future electric vehicles, defence hardware, transportation and other sectors will highly depend on very fast charge and discharge energy storage mechanisms. Bio wastes that can be used as activated carbon materials are inexhausted yet, while many of the unexploited biomass sill constitute environmental hazard to the areas where they are disposed most times indiscriminately, more research in this regard will not only help to tidy up our eco system but also reveal materials with likely higher surface area, more specific capacitance, power density, cycling stability, and more energy/power densities which can be beneficial to advances in energy conservation research which will in turn lead to the invention higher efficient more energy storage appliances at lower costs.

7.0. REFERENCES:

1. Namisnyk, A. M. (2003). A survey of electrochemical supercapacitor technology. *Electrical Engineering*, June, 122.
 2. Arvind, D., & Hegde, G. (2015). Activated carbon nanospheres derived from bio-waste materials for supercapacitor applications - a review. *RSC Advances*, 5(107), 88339–88352. <https://doi.org/10.1039/c5ra19392c>.
 3. Rufford, T. E., Hulicova-Jurcakova, D., Khosla, K., Zhu, Z., & Lu, G. Q. (2010). Microstructure and electrochemical double-layer capacitance of carbon electrodes prepared by zinc chloride activation of sugar cane bagasse. *Journal of Power Sources*, 195(3), 912–918. <https://doi.org/10.1016/J.JPOWSOUR.2009.08.048>
 4. Magnor, D., Lunz, B., & Sauer, D. U. (2015). ‘Double Use’ of Storage Systems. *Electrochemical Energy Storage for Renewable Sources and Grid Balancing*, 453–463. <https://doi.org/10.1016/B978-0-444-62616-5.00022-X>
 5. Chen, H., Cong, T. N., Yang, W., Tan, C., Li, Y., & Ding, Y. (2009). Progress in electrical energy storage system: A critical review. *Progress in Natural Science*, 19(3), 291–312. <https://doi.org/10.1016/j.pnsc.2008.07.014>
 6. Stimming, U. (2001). Electrochemical energy storage and conversion. *Physical Chemistry Chemical Physics*, 3(3). https://doi.org/10.1007/978-94-017-9780-1_100283
 7. Wind, H., Systems, E., Oxide, M., Density, P., Potential, E., Densi-, F., Storage, I., Stand-alone, I., Wind, H., & Systems, E. (2019). *Electrochemical Capacitor*
-

CAPACITORS / Application Electro-chemical energy storage technologies for wind energy systems *CAPACITORS / Overview Fuel-cell (hydrogen) electric hybrid vehicles* *CAPACITORS / Electrochemical Double-Layer Capacitors Power* . 2010–2012.

8. Marin Halper James C Ellenbogen, V. S. (2006). *Supercapacitors: A Brief Overview* MITRE MITRE MITRE MITRE. <http://www.mitre.org/tech/nanotech>
 9. Mensah-Darkwa, K., Zequine, C., Kahol, P. K., & Gupta, R. K. (2019). Supercapacitor energy storage device using biowastes: A sustainable approach to green energy. In *Sustainability (Switzerland)* (Vol. 11, Issue 2). MDPI AG. <https://doi.org/10.3390/su11020414>
 10. Park, H., Chung, J., Lim, B. il, & Jung, C. (2019). Design of highly capacitive and durable supercapacitors using activated carbons with different pore structures: Petroleum coke and oil palm. *Journal of Industrial and Engineering Chemistry*, 80, 301–310. <https://doi.org/10.1016/j.jiec.2019.08.008>
 11. Wu, X., Liu, R., Zhao, J., & Fan, Z. (2021). Advanced carbon materials with different spatial dimensions for supercapacitors. *Nano Materials Science*. <https://doi.org/10.1016/J.NANOMS.2021.01.002>
 12. Shao, Y., El-Kady, M. F., Sun, J., Li, Y., Zhang, Q., Zhu, M., Wang, H., Dunn, B., & Kaner, R. B. (2018). Design and Mechanisms of Asymmetric Supercapacitors. *Chemical Reviews*, 118(18), 9233–9280. <https://doi.org/10.1021/ACS.CHEMREV.8B00252>
 13. Thesis, a, Manuel, L., & Fanjul, P. (2003). *Some New Applications of Supercapacitors in Power Electronic Systems* *Some New Applications of Supercapacitors in Power*. August.
 14. *Use Of Supercapacitors In Defence And Transport | Power Electronics*. (n.d.). Retrieved December 5, 2021, from <https://www.electronicsforu.com/market-verticals/aerospace-defence/supercapacitors-use-defence-transport>
 15. *Application Of Supercapacitor In Smart Grid | KAMCAP*. (n.d.). Retrieved December 5, 2021, from <https://www.kamcappower.com/application-of-supercapacitor-in-smart-grid.html>
 16. Pognon, G., Cougnon, C., Mayilukila, D., & Bélanger, D. (2012). Catechol-modified activated carbon prepared by the diazonium chemistry for application as active electrode material in electrochemical capacitor. *ACS Applied Materials and Interfaces*, 4(8), 3788–3796. <https://doi.org/10.1021/AM301284N>
 17. Saliger, R., Reichenauer, G., & Fricke, J. (2000). Evolution of microporosity upon CO₂-activation of carbon aerogels. *Studies in Surface Science and Catalysis*, 128, 381–390. [https://doi.org/10.1016/S0167-2991\(00\)80043-9](https://doi.org/10.1016/S0167-2991(00)80043-9)
 18. Frackowiak, E., & Beguin, F. (2001). Carbon materials for the electrochemical storage of energy in capacitors. In *Carbon* (Vol. 39).
 19. Wei, Y. Z., Fang, B., Iwasa, S., and Kumagai, M. (2005). A novel electrode material for electric double-layer capacitors. *J. Power Sources* 141, 386–391. doi:10.1016/j.jpowsour.2004.10.001
 20. Zhao, C., & Zheng, W. (2015). Supercapacitor Electrolytes Research by (Zhong et al., 2015) A review of electrolyte materials and compositions for electrochemical supercapacitors. In *Frontiers in Energy Research* (Vol. 3, Issue MAY). Frontiers Media S.A. <https://doi.org/10.3389/fenrg.2015.00023>
 21. Kim, C. H., & Kim, B. H. (2015). Zinc oxide/activated carbon nanofiber composites for high-performance supercapacitor electrodes. *Journal of Power Sources*, 274, 512–520. <https://doi.org/10.1016/j.jpowsour.2014.10.126>
 22. Zhao, C., Zheng, W., Wang, X., Zhang, H., Cui, X., & Wang, H. (2013). Ultrahigh
-

- capacitive performance from both Co(OH)₂/graphene electrode and K₃Fe(CN)₆ electrolyte. *Scientific Reports*, 3. <https://doi.org/10.1038/srep02986>
23. Saranya, M., Ramachandran, R., & Wang, F. (2016). Graphene-zinc oxide (G-ZnO) nanocomposite for electrochemical supercapacitor applications. *Journal of Science: Advanced Materials and Devices*, 1(4), 454–460. <https://doi.org/10.1016/j.jsamd.2016.10.001>
 24. Iqbal, M. Z., Zakar, S., & Haider, S. S. (2020). Role of aqueous electrolytes on the performance of electrochemical energy storage device. In *Journal of Electroanalytical Chemistry* (Vol. 858). Elsevier B.V. <https://doi.org/10.1016/j.jelechem.2019.113793>
 25. Yahya, M. A., Al-Qodah, Z., & Ngah, C. W. Z. (2015). Agricultural bio-waste materials as potential sustainable precursors used for activated carbon production: A review. In *Renewable and Sustainable Energy Reviews* (Vol. 46, pp. 218–235). Elsevier Ltd. <https://doi.org/10.1016/j.rser.2015.02.051>
 26. Oxide, G., Frameworks, M., & Capacity, A. (2012). *Adsorbent Material Step Change Adsorbents and Processes for CO₂ Capture “ STEPCAP Adsorption and its Applications in In- dustry and Environmental Protection Alumina Nanoparticles and Alumi- na-Based Adsorbents for Wastewater Treatment Advanced Low-Cost Se.*
 27. González, A., Goikolea, E., Barrena, J. A., & Mysyk, R. (2016). Review on supercapacitors: Technologies and materials. In *Renewable and Sustainable Energy Reviews* (Vol. 58, pp. 1189–1206). Elsevier Ltd. <https://doi.org/10.1016/j.rser.2015.12.249>
 28. Zaid, C. K., Summers, R. S., Westerhoff, G. P., Leto, B. J., Nowack, K. O., Corwin, C. J., & Passantino, L. B. (2013). *Activated Carbon Activated Carbon*. 1–7.
 29. Mopoung, S., Moonsri, P., Palas, W., & Khumpai, S. (2015). Characterization and Properties of Activated Carbon Prepared from Tamarind Seeds by KOH Activation for Fe(III) Adsorption from Aqueous Solution. *Scientific World Journal*, 2015. <https://doi.org/10.1155/2015/415961>
 30. Ekpete, O. A., Marcus, A. C., & Osi, V. (2017). Preparation and Characterization of Activated Carbon Obtained from Plantain (*Musa paradisiaca*) Fruit Stem. *Journal of Chemistry*, 2017. <https://doi.org/10.1155/2017/8635615>
 31. Wei, H., Wang, H., Li, A., Li, H., Cui, D., Dong, M., Lin, J., Fan, J., Zhang, J., Hou, H., Shi, Y., Zhou, D., & Guo, Z. (2020). Advanced porous hierarchical activated carbon derived from agricultural wastes toward high performance supercapacitors. *Journal of Alloys and Compounds*, 820. <https://doi.org/10.1016/j.jallcom.2019.153111>
 32. Ding, Y., Wang, T., Dong, D., & Zhang, Y. (2020). Using Biochar and Coal as the Electrode Material for Supercapacitor Applications. *Frontiers in Energy Research*, 7(January), 1–11. <https://doi.org/10.3389/fenrg.2019.00159>
 33. Kawano, T., Kubota, M., Onyango, M. S., Watanabe, F., & Matsuda, H. (2008). Preparation of activated carbon from petroleum coke by KOH chemical activation for adsorption heat pump. *Applied Thermal Engineering*, 28(8–9), 865–871. <https://doi.org/10.1016/J.APPLTHERMALENG.2007.07.009>
 34. Ukanwa, K. S., Patchigolla, K., Sakrabani, R., Anthony, E., & Mandavgane, S. (2019). A review of chemicals to produce activated carbon from agricultural waste biomass. In *Sustainability (Switzerland)* (Vol. 11, Issue 22). MDPI AG. <https://doi.org/10.3390/su11226204>
 35. Ayinla, R. T., Dennis, J. O., Zaid, H. M., Sanusi, Y. K., Usman, F., & Adebayo, L. L. (2019). A review of technical advances of recent palm bio-waste conversion to activated carbon for energy storage. In *Journal of Cleaner Production* (Vol. 229, pp. 1427–1442). Elsevier Ltd. <https://doi.org/10.1016/j.jclepro.2019.04.116>
 36. Cloirec, P. Le, & Faur, C. (2006). Chapter 8 Adsorption of organic compounds onto
-

- activated carbon - applications in water and air treatments. *Interface Science and Technology*, 7(C), 375–419. [https://doi.org/10.1016/S1573-4285\(06\)80017-7](https://doi.org/10.1016/S1573-4285(06)80017-7)
37. Ahmed, T. O., Sulle, B. A., Egila, E. F., Bello, A., Binti Supangat, A., & Lecturer, S. (2019). Activated Carbon for Electrochemical Supercapacitor and Water Filter. In *Journal of Materials Science Research and Reviews* (Vol. 3, Issue 1).
38. Tadda, M. ., Ahsan, A., Shifu, A., ElSergany, M., Arunkumar, T., Jose, B., Razzaque, Abdur, M., & Daud, Nik, N. . (2018). A Review on Activated Carbon from Biowaste : Process , Application and Prospects. *Journal of Advanced Civil Engineering Practice and Research*, 5(3), 82–83.
39. Przepiórski, J. (2006). Chapter 9 Activated carbon filters and their industrial applications. *Interface Science and Technology*, 7(C), 421–474. [https://doi.org/10.1016/S1573-4285\(06\)80018-9](https://doi.org/10.1016/S1573-4285(06)80018-9)
40. Heidarinejad, Z., Dehghani, M. H., Heidari, M., Javedan, G., Ali, I., & Sillanpää, M. (2020). Methods for preparation and activation of activated carbon: a review. In *Environmental Chemistry Letters* (Vol. 18, Issue 2, pp. 393–415). Springer. <https://doi.org/10.1007/s10311-019-00955-0>
41. Onuki, S., Koziel, J. A., Jenks, W. S., Cai, L., Rice, S., & Van Leeuwen, J. (2015). Ethanol purification with ozonation, activated carbon adsorption, and gas stripping. *Separation and Purification Technology*, 151(December 2017), 165–171. <https://doi.org/10.1016/j.seppur.2015.07.026>
42. Burchell, T. D., Contescu, C. I., & Gallego, N. C. (2017). Activated carbon fibers for gas storage. *Activated Carbon Fiber and Textiles*, 305–335. <https://doi.org/10.1016/B978-0-08-100660-3.00012-2>
43. Melati, A., & Hidayati, E. (2016). Synthesis and characterization of carbon nanotube from coconut shells activated carbon. *Journal of Physics: Conference Series*, 694(1). <https://doi.org/10.1088/1742-6596/694/1/012073>
44. Lapus, R. M. (2007). Activated charcoal for pediatric poisonings: The universal antidote? *Current Opinion in Pediatrics*, 19(2), 216–222. <https://doi.org/10.1097/MOP.0b013e32801da2a9>
45. Olson, K. R. (2010). Activated Charcoal for Acute Poisoning: One Toxicologist's Journey. *Journal of Medical Toxicology*, 6(2), 190–198. <https://doi.org/10.1007/S13181-010-0046-1>
46. Brent, J., Jaeger, A., McGuigan, M., Meulenbelt, J., Tenenbein, M., Bradberry, S., Cage, S., Dodd, M., Harrison, W., Jones, G., Reeves, B., & Watt, B. (1999). Position statement and practice guidelines on the use of multi-dose activated charcoal in the treatment of acute poisoning. *Journal of Toxicology - Clinical Toxicology*, 37(6), 731–751. <https://doi.org/10.1081/CLT-100102451>
47. Bastami, T. R., & Entezari, M. H. (2012). Activated carbon from carrot dross combined with magnetite nanoparticles for the efficient removal of p-nitrophenol from aqueous solution. *Chemical Engineering Journal*, 210, 510–519. <https://doi.org/10.1016/j.cej.2012.08.011>
48. Ahmed, S., Ahmed, A., & Rafat, M. (2018). Supercapacitor performance of activated carbon derived from rotten carrot in aqueous, organic and ionic liquid based electrolytes. *Journal of Saudi Chemical Society*, 22(8), 993–1002. <https://doi.org/10.1016/j.jscs.2018.03.002>
49. Martínez-Casillas, D. C., Mascorro-Gutiérrez, I., Arreola-Ramos, C. E., Villafán-Vidales, H. I., Arancibia-Bulnes, C. A., Ramos-Sánchez, V. H., & Cuentas-Gallegos, A. K. (2019). A sustainable approach to produce activated carbons from pecan nutshell waste for environmentally friendly supercapacitors. *Carbon*, 148, 403–412. <https://doi.org/10.1016/j.carbon.2019.04.017>
-

50. Peng, C., Yan, X. Bin, Wang, R. T., Lang, J. W., Ou, Y. J., & Xue, Q. J. (2013). Promising activated carbons derived from waste tea-leaves and their application in high performance supercapacitors electrodes. *Electrochimica Acta*, 87, 401–408. <https://doi.org/10.1016/j.electacta.2012.09.082>
51. Alcaraz, L., Adán-Más, A., Arévalo-Cid, P., Montemor, M. de F., & López, F. A. (2020). Activated Carbons From Winemaking Biowastes for Electrochemical Double-Layer Capacitors. *Frontiers in Chemistry*, 8(August), 1–10. <https://doi.org/10.3389/fchem.2020.00686>
52. Sundriyal, S., Shrivastav, V., Kaur, A., Dubey, P., Mishra, S., Deep, A., & Dhakate, S. (2021). Waste Office Papers as a Cellulosic Material Reservoir to Derive Highly Porous Activated Carbon for Solid-State Electrochemical Capacitor. *IEEE Transactions on Nanotechnology*, 20, 481–488. <https://doi.org/10.1109/TNANO.2021.3080589>
53. Moreno-castilla, C., Garc, H., & Carrasco-mar, F. (2017). *Symmetric Supercapacitor Electrodes from KOH Activation of Pristine, Carbonized, and Hydrothermally Treated Melia azedarach Stones*. <https://doi.org/10.3390/ma10070747>
54. Elmouwahidi, A., Zapata-Benabithé, Z., Carrasco-Marín, F., & Moreno-Castilla, C. (2012). Activated carbons from KOH-activation of argan (*Argania spinosa*) seed shells as supercapacitor electrodes. *Bioresource Technology*, 111, 185–190. <https://doi.org/10.1016/j.biortech.2012.02.010>
55. Jha, P. K., & Jha, V. K. (2020). Iodine adsorption characteristics of activated carbon obtained from spinacia oleracea (Spinach) leaves. *Mongolian Journal of Chemistry*, 21(47), 1–11. <https://doi.org/10.5564/mjc.v21i47.1249>
56. Ou, Y. J., Peng, C., Lang, J. W., Zhu, D. D., & Yan, X. Bin. (2014). Hierarchical porous activated carbon produced from spinach leaves as an electrode material for an electric double layer capacitor. *New Carbon Materials*, 29(3), 209–215. [https://doi.org/10.1016/S1872-5805\(14\)60135-9](https://doi.org/10.1016/S1872-5805(14)60135-9)
57. Jisha, M. R., Hwang, Y. J., Shin, J. S., Nahm, K. S., Prem Kumar, T., Karthikeyan, K., Dhanikaivelu, N., Kalpana, D., Renganathan, N. G., & Stephan, A. M. (2009). Electrochemical characterization of supercapacitors based on carbons derived from coffee shells. *Materials Chemistry and Physics*, 115(1), 33–39. <https://doi.org/10.1016/j.matchemphys.2008.11.010>
58. Awasthi, G. P., Bhattarai, D. P., Maharjan, B., Kim, K. S., Park, C. H., & Kim, C. S. (2019). Synthesis and characterizations of activated carbon from Wisteria sinensis seeds biomass for energy storage applications. *Journal of Industrial and Engineering Chemistry*, 72, 265–272. <https://doi.org/10.1016/j.jiec.2018.12.027>
59. Okman, I., Karagöz, S., Tay, T., & Erdem, M. (2014). Activated carbons from grape seeds by chemical activation with potassium carbonate and potassium hydroxide. *Applied Surface Science*, 293, 138–142. <https://doi.org/10.1016/j.apsusc.2013.12.117>
60. Misnon, I. I., Zain, N. K. M., & Jose, R. (2019). Conversion of Oil Palm Kernel Shell Biomass to Activated Carbon for Supercapacitor Electrode Application. *Waste and Biomass Valorization*, 10(6), 1731–1740. <https://doi.org/10.1007/s12649-018-0196-y>
61. Yuliusman, Nasruddin, Afdhol, M. K., Amiliana, R. A., & Hanafi, A. (2017). Preparation of Activated Carbon from Palm Shells Using KOH and ZnCl₂ as the Activating Agent. *IOP Conference Series: Earth and Environmental Science*, 75(1). <https://doi.org/10.1088/1755-1315/75/1/012009>
62. Tetra, O. N., Syukri Alif, A., Fristina, R., Aziz, H. (2017). Utilization of porous carbon from waste palm kernel shells on carbon paper as a supercapacitors electrode material. *IOP Conference Series: Earth and Environmental Science*. Institute of Physics Publishing
-

63. Ahmed, T. O., Sulle, B. A., Egila, E. F., Bello, A., Binti Supangat, Azzuliani., Lecturer, Senior (2019). Activated Carbon for Electrochemical Supercapacitor and Water Filter. *Journal of Materials Science Research and Reviews*.
 64. Zulkurnai, N.Z., Ishibashi, Chiaki., Mizutani, Yusuke., Teng, Yifei., Yu, Deyang., Guan, Xiangfeng (2017) Carbon Dioxide (CO₂) Adsorption by Activated Carbon Functionalized with Deep Eutectic Solvent (DES) *IOP Conference Series: Material Science Engineering* 206 012001
 65. Li, Xing, and Jingfeng Xiao. 2019. "A Global, 0.05-Degree Product of Solar-Induced Chlorophyll Fluorescence Derived from OCO-2, MODIS, and Reanalysis Data" *Remote Sensing* 11, no. 5: 517. <https://doi.org/10.3390/rs11050517>
 66. Allwar, A., Hartati, R., & Fatimah, I. (2017). Effect of nitric acid treatment on activated carbon derived from oil palm shell. *AIP Conference Proceedings*, 1823. <https://doi.org/10.1063/1.4978202>
 67. Salman, J. M., & Abid, F. M. (2013). Preparation of mesoporous activated carbon from palm-date pits: Optimization study on removal of bentazon, carbofuran, and 2,4-D using response surface methodology. *Water Science and Technology*, 68(7), 1503–1511. <https://doi.org/10.2166/wst.2013.370>
 68. Le Van, K., & Luong Thi Thu, T. (2019). Preparation of pore-size controllable activated carbon from rice husk using dual activating agent and its application in supercapacitor. *Journal of Chemistry*, 2019. <https://doi.org/10.1155/2019/4329609>
 69. Li, S., Han, K., Si, P., Li, J., & Lu, C. (2018). High-performance activated carbons prepared by KOH activation of gulfwed for supercapacitors. *International Journal of Electrochemical Science*, 13(2), 1728–1743. <https://doi.org/10.20964/2018.02.08>
 70. Cao, W., & Yang, F. (2018). Supercapacitors from high fructose corn syrup-derived activated carbons. *Materials Today Energy*, 9, 406–415. <https://doi.org/10.1016/j.mtener.2018.07.002>
 71. Phiri, Josphat., Dou, Jinze., Vuorinen, Tapani., Gane, Patrick A.C., Maloney, Thaddeus C. (2019). Highly Porous Willow Wood-Derived Activated Carbon for High-Performance Supercapacitor Electrodes. *American Chemical Society (ACS) Omega* 10.1021/acsomega.9b01977
 72. Ciftiyurek, E., Bragg, D., Oginni, O., Levelle, R., Singh, K., Sivanandan, L., & Sabolsky, E. M. (2019). Performance of activated carbons synthesized from fruit dehydration biowastes for supercapacitor applications. *Environmental Progress and Sustainable Energy*, 38(3), 0–2. <https://doi.org/10.1002/ep.13030>
 73. Taer, E., Taslim, R., Putri, A. W., Apriwandi, A., & Agustino, A. (2018). Activated Carbon Electrode Made From Coconut Husk Waste For Supercapacitor Application. *Undefined*, 13(12), 12072–12084. <https://doi.org/10.20964/2018.12.19>
 74. Han, J., Lee, J. H., & Roh, K. C. (2019). Herbaceous Biomass Waste-Derived Activated Carbons for Supercapacitors. *Journal of Electrochemical Science and Technology*, 9(2), 157–162. <https://doi.org/10.33961/jecst.2018.9.2.157>
 75. Gunorubon, J., & Kekpugile, K. (2018). Effect of Activation Method and Agent on the Characterization of Prewinkle Shell Activated Carbon. *Chemical and Process Engineering Research*, 56, 24–36.
 76. Gumus, R. H., & Okpeku, I. (2015). *Production of Activated Carbon and Characterization from Snail Shell Waste (Helix pomatia)*. January, 51–61.
 77. Sricharoenchaikal, V., Pechyen, C., Ahl-ong, D. and Atong, D. (2007). Preparation and Characterization of Activated Carbon from the Pyrolysis of Physic Nut (*Jatropha curcas* L.) Waste Energy. *Fuels*, 22, 31-37. <http://dx.doi.org/10.1021/ef700285u>
 78. Sundriyal, S., Shrivastav, V., Pham, H. D., Mishra, S., Deep, A., & Dubal, D. P. (2021). Advances in bio-waste derived activated carbon for supercapacitors: Trends,
-

- challenges and prospective. *Resources, Conservation and Recycling*, 169. <https://doi.org/10.1016/J.RESCONREC.2021.105548>
79. Borghei, S. A., Zare, M. H., Ahmadi, M., Sadeghi, M. H., Marjani, A., Shirazian, S., & Ghadiri, M. (2021). Synthesis of multi-application activated carbon from oak seeds by KOH activation for methylene blue adsorption and electrochemical supercapacitor electrode. *Arabian Journal of Chemistry*, 14(2), 102958. <https://doi.org/10.1016/J.ARABJC.2020.102958>
80. Kang, D., Liu, Q., Gu, J., & Su, Y. (2015). “Egg-Box” -Assisted Fabrication of Porous Carbon with Small Mesopores for High-Rate Electric Double Layer Capacitors. *September*. <https://doi.org/10.1021/acsnano.5b04821>
81. Krishna Gupta, G., Sagar, P., Kumar Pandey, S., Srivastava, M., Singh, A. K., Singh, J., Srivastava, A., Srivastava, S. K., & Srivastava, A. (2021). In Situ Fabrication of Activated Carbon from a Bio-Waste *Desmostachya bipinnata* for the Improved Supercapacitor Performance. *Nanoscale Res Lett*, 16, 85. <https://doi.org/10.1186/s11671-021-03545-8>
82. Hasanah, H., & Aziz, H. (2020). *Synthesis of Activated Carbon from Waste Tea by KOH Activation as High Performance Supercapacitors Electrodes*. 12(6), 6–12.
83. Taer, Erman, Sugianti, T. E., Apriwandi, Rini, A. S., Malik, U., & Taslim, R. (2021). Low-cost activated carbon bio-waste-based for enhanced capacitive properties of symmetric supercapacitor. *Journal of Physics: Conference Series*, 2049, 012007. <https://doi.org/10.1088/1742-6596/2049/1/012007>
84. Zeng, L., Lou, X., Zhang, J., Wu, C., Liu, J., & Jia, C. (2019). Carbonaceous mudstone and lignin-derived activated carbon and its application for supercapacitor electrode. *Surface and Coatings Technology*, 357, 580–586. <https://doi.org/10.1016/j.surfcoat.2018.10.041>
85. Rawal, S., Joshi, B., & Kumar, Y. (2018). Synthesis and characterization of activated carbon from the biomass of *Saccharum bengalense* for electrochemical supercapacitors. *Undefined*, 20, 418–426. <https://doi.org/10.1016/J.EST.2018.10.009>
86. Veerakumar, P., Maiyalagan, T., Raj, B. G. S., Guruprasad, K., Jiang, Z., & Lin, K. C. (2020). Paper flower-derived porous carbons with high-capacitance by chemical and physical activation for sustainable applications. *Arabian Journal of Chemistry*, 13(1), 2995–3007. <https://doi.org/10.1016/j.arabjc.2018.08.009>
-